

MELLÉKLETEK

APPENDICES

ANHANG

ПРИЛОЖЕНИЯ

TYPE TR-5403



1653

 ELEKTRONIKUS MÉRŐKÉSZÜLÉKEK GYÁRA

ALKATRÉSZJEGYZÉK
PARTS LIST
SCHALTTEILLISTE
LISTE DU MATERIEL
СПЕЦИФИКАЦИЯ ДЕТАЛЕЙ

Kostenloser Download von www.raupenhaus.de

RF	fémréteg-ellenállás	metal-film resistor	Metallschichtwiderstand
RK	szénréteg-ellenállás	crystal-carbon detector	Kohlenschichtwiderstand
RT	tárcsaellenállás	disc resistor	Scheibenwiderstand
RH	huzalellenállás	wire-wound resistor	Drahtwiderstand
RPH	precíziós huzalellenállás	precision wire-wound resistor	Präzisions-Drahtwiderstand
RZ	zománcbevonatú huzalellenállás	wire-wound resistor (enamelled)	Drahtwiderstand
PH	huzalpotenciométer	wire-wound potentiometer	Drahtpotentiometer
PR	rétegpotenciométer	film-type potentiometer	Schichtpotentiometer
CP	papírkondenzátor	paper capacitor	Papierkondensator
CC	csillámkondenzátor	mica capacitor	Glimmerkondensator
CK	kerámia kondenzátor	ceramic capacitor	Keramikkondensator
CE	elektrolit kondenzátor	electrolytic capacitor	Elektrolytkondensator
CS	styroflex kondenzátor	styroflex capacitor	Styroflexkondensator
CMP	fémezett papírkondenzátor	metallized paper capacitor	Metallpapierkondensator
CMF	fémezett műanyagfóliás kondenzátor	metallized plastic foil capacitor	Metallkunststoff-Folienkondensator
CML	fémezett lakkfilm kondenzátor	metallized lacquered capacitor	Metallisierte Kunststoffkondensator mit Lackfolien
CMS	fémezett styroflex kondenzátor	metallized styroflex capacitor	Metallstyroflexkondensator
CT	trimmer kondenzátor	trimmer capacitor	Trimmerkondensator
CME	fémezett poliészter kondenzátor	metallized polyester condensator	Metallpolyesterkondensator
CET	tantál elektrolit kondenzátor	tantal electrolytic capacitor	Tantalelektrolytkondensator
CFE	poliészter kondenzátor	polyester capacitor	Polyesterfolienkondensator
V	elektroncső	tube	Röhren
NJ	számjelző eszközök	numerical indicators	Ziffernanzeigen
D	dióda	diode	Dioden
Se	szelén egyenirányító	selenium rectifier	Selen
TR	tranzisztor	transistor	Transistoren
Th	termisztor	thermistor	Termistor
IC	integrált áramkör	integrated circuit	Integrierte Stromkreise
XL	kristály	crystal	Schwinquarz
So	csatlakozó aljzat	socket	Buchse
PI	csatlakozó aljzat	plug connector	Stecker
T	transzformátor	transformer	Transformatoren/Übertrager
L	induktivitás	inductivity, coil	Spulen
A	akkumulátor	rechargeable battery	Batterie
REG	regisztráló	recorder	Schreiber
F	biztosító betét	fuse	Sicherungseinsatz
H	hallgató	headphone	Kopfhörer/Öhrhörer
Hx	hangszóró	loudspeaker	Lautsprecher
RY	jelfogó	relay	Relais
J	jelzőlámpa	pilot lamp	Signallampe
G	parázzsfénylámpa	glow discharge lamp	Glimmlampe
S	kapcsoló	switch	Schalter
MOT	motor	motor	Motor
B	telep	battery	Batterie
M	műszer	meter	Anzeiginstrument

résistance à couche métallique
résistance à couche de carbone
résistance à disque
résistance bobinée
résistance bobinée de précision
résistance émaillée

potentiomètre bobiné
potentiomètre à couche

condensateur au papier
condensateur au mica
condensateur céramique
condensateur électrolytique
condensateur au styroflex
condensateur au papier métallisé
condensateur à feuille en matière synthétique métallisé
condensateur au film de vernis métallisé

condensateur au styroflex métallisé
condensateur trimmer
condensateur au polyester métallisé
condensateur électrolytique au tantale
condensateur au polyester

tube électronique
indicateur numérique
diode
redresseur au sélénium
transistor
thermistor
circuit intégré
cristal
douille
fiche
transformateur
bobine
accumulateur
enregistreur

fusible à tube en verre
écouter
haut-parleur
relais
lampe-témoin
lampe à effluves
interrupteur, selecteur, commutateur
moteur
batterie
indicateur

резистор металлизированный
резистор углеродистый поверхностный
резистор дисковый
резистор проволочный
резистор прецизионный проволочный
резистор проволочный с эмалевым покрытием

резистор переменный проволочный
резистор переменный углеродистый

конденсатор бумажный
конденсатор слюдяной
конденсатор керамический
конденсатор электролитический
конденсатор полистирольный
конденсатор металлизированный бумажный
конденсатор металлизированный с пластмассовой фольгой
металлизированный конденсатор на заклепочной основе

конденсатор полистирольный, металлизированный
конденсатор построечный
металлизированный полиэфирный конденсатор
электролитический танталовый конденсатор
полиэфирный конденсатор

электронная лампа
цифровой индикатор
диод
выпрямитель селеновый
транзистор
термистор
интегральная схема
кварцевый резонатор
разъем
штепсель
трансформатор
катушка индуктивности
аккумуляторная батарея
регистратор

предохранительная вставка
наушник
громкоговоритель
реле
сигнальная лампа
лампа тлеющего разряда
выключатель
мотор
батарея
стрелочный прибор

RF
RK
RT
RH
RPH
RZ

PH
PR

CP
CC
CK
CE
CS
CMP
CMF

CML
CMS
CT
CME
CET
CFE

V
NJ
D
Se
TR
Th
IC
XL
So
PI
T
L
A
REG

F
H
Hx
RY
J
G
S
MOT
B
M

Minden mérőkészülék – a megbízhatóság és a műszaki adatokban előírt határértékeken belüli nagyobb pontosság érdekében – gondos egyedi méréssel és beszabályozással készül. Ennek következtében előfordulhat, hogy a készülékek a mellékelt alkatrészjegyzéktől eltérő értékű alkatrészeket is tartalmaznak.







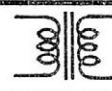





With a view to reliability and increased accuracy within the specifications, each unit has been subjected to careful individual control measurement and alignment. Therefore, it may occur that an instrument includes components with ratings slightly different from those given in the Parts List below.


Jedes Gerät wird im Interesse einer höchstmöglichen Genauigkeit und Verlässlichkeit einer sorgfältigen individuellen Messung und Eichnung unterzogen. Demzufolge kann es vorkommen, dass die Geräte auch Teile enthalten, deren Werte von den in der vorliegenden Schalteilliste angeführten Werten abweichen.


Chaque appareil de mesure a été fabriqué avec des mesures et des réglages individuels soignés dans l'intérêt de la fiabilité et d'une plus grande précision, en-dedans des valeurs limites prescrites dans les caractéristiques techniques. En raison de ceci il peut arriver que l'appareil contienne des éléments dont la valeur est autre que celle spécifiée dans la Liste du matériel ci-jointe.

Каждый прибор – в интересах достижения более высокой точности в пределах величин, приведенных в технических данных, а также с целью повышения надёжности – подвергается тщательной индивидуальной настройке и наладке. В результате этого может случиться, что приборы содержат и детали, величина которых отличается от величины, приведенной в спецификации деталей прибора.




1
CRATE

<div style="text-align: center;">  </div>									
No		Ω	%	W	No		Ω	%	W
P1		10 k	20	0,15					
<div style="display: flex; justify-content: space-between;"> <div style="text-align: center;">  </div> <div style="text-align: center;">  </div> <div style="text-align: center;">  </div> </div>									
D1	D	VQA1 31B			D14	D	VQA1 31B		
D2	D	VQA1 31B			D15	D	VQA1 31B		
D3	D	VQA1 31B			D16	D	VQA1 31B		
D4	D	VQA1 31B			D17	D	VQA1 31B		
D5	D	VQA1 31B			D18	D	VQA1 31B		
D6	D	VQA1 31B			D19	D	VQA1 31B		
D7	D	VQA1 31B			D20	D	VQA1 31B		
D8	D	VQA1 31B			D21	D	VQA1 31B		
D9	D	VQA1 31B			D22	D	VQA1 31B		
D10	D	VQA1 31B			D23	D	VQA1 31B		
D11	D	VQA1 31B			D24	D	VQA1 31B		
D12	D	VQA1 31B			D25	D	VQA1 31B		
D13	D	VQA1 31B							
<div style="text-align: center;">         </div>									
F1	FST	250mA	5x20						
F2	FST	2A	5x20						
F3	FST	2A	5x20						
F4	FST	1A	5x20						
F5	FST	1A	5x20						
F6	FST	1A	5x20						
N71		CQX89A							
N72		CQX89A							
T1		3860000486							
LF1		4143000362							


R 									
No		Ω	%	W	No		Ω	%	W
R101	RF	1,1 k	1	0,125	R105	RF	9 k	0,1	0,25
R102	RF	5,1 k	1	0,125	R106	RF	9 k	0,1	0,25
R103	RF	1,1 k	1	0,125					
R104	RF	750	1	0,125	P101	PRK	200	10	0,5

C 									
No		F	%	V	No		F	%	V
C101	TRM	4,7 n	+80 -20	500	C110	CE	2200 μ		63
C102	TRM	4,7 n	+80 -20	500	C111	TRM	33 p	5	500
C103	TRM	4,7 n	+80 -20	500	C112	TRM	330 p	20	500
C104	TRM	4,7 n	+80 -20	500	C113	TRM	1	+50 -20	500
C105	TRM	4,7 n	+80 -20	500	C114	CE	10 μ		25
C106	CE	4700 μ		25	C115	CE	10 μ		25
C107	CE	4700 μ		25	C116	CE	10 μ		25
C108	CE	4700 μ		25	C117	CE	10 μ		25
C109	CE	2200 μ		63	C118	CE	10 μ		25


3
POWER SUPPLY BOARD

V 			D 		TR 	
D101	D	1N4001	D121	D	1N4001	
D102	D	1N4001	D122	D	1N4001	
D103	D	1N4001	D123	D	1N4001	
D104	D	1N4001	D124	D	ZY12	
D105	D	1N4001	D125	D	1N4001	
D106	D	1N4001	D126	D	ZY12	
D107	D	1N4001	D127	D	1N4001	
D108	D	1N4001	D128	D	1N4001	
D109	D	1N4001	D129	D	1N4001	
D110	D	1N4001	D130	D	1N827	
D111	D	1N4001	D131	D	1N4001	
D112	D	1N4001	D132	D	1N4001	
D113	D	1N4001	D133	D	1N4001	
D114	D	1N4001				
D115	D	1N4001	IC101	IC	/ μ A 7805 UC	
D116	D	1N4001	IC102	IC	/ μ A 7905 UC	
D117	D	1N4001	IC103	IC	/ μ A 7805 UC	
D118	D	1N4001	IC104	IC	/ μ A 7905 UC	
D119	D	1N4001	IC105	IC	/ μ A 7805 UC	
D120	D	1N4001	IC106	IC	LM301AN	
			IC107	IC	LM301AN	

1653

R 

No		Ω	%	W	No		Ω	%	W
R1	RF	200	5	0,25	R8	RF	510	5	0,125
R2	RF	200	5	0,25	R9	RF	470	5	0,125
R3	RF	100	5	0,125	R10	RF	510	5	0,125
R4	RF	100	5	0,125	R11	RF	510	5	0,125
R5	RF	100	5	0,125	R12	RF	470	5	0,125
R6	RF	510	5	0,125	R13	RF	47	5	0,125
R7	RF	100	5	0,125	R14	RF	510	5	0,125

C 

No		F	%	V	No		F	%	V
C1	TRM	3 p	0,25 p	500	C4	MC	10 n	10	50
C2	MC	10 n	10	50	C5	MC	10 n	10	50
C3	MC	10 n	10	50	C6	MC	10 n	10	50

V 

D 


TR 

D1	D	50823080	D4	D	50823080
D2	D	50823080	D5	D	50823080
D3	D	50823080			




L201	L	7260000832			
L202	L	7260000832			

OSCILLATOR BOARD

R 

No		Ω	%	W	No		Ω	%	W
R1	RF	100 k	5	0,25	R2	RF	51 k	5	0,25

C 

No		F	%	V	No		F	%	V
C1	MKFM	100 n	10	50	C7	TRL	10 p	0,5 pF	500
C2	TRL	10 p	0,5 pF	500	C8	MKFM	100 n	10	50
C3	TRL	10 p	0,5 pF	500	C9	MKFM	10 n	10	50
C4	MKFM	200 p	5	100	C10	MKFM	10 n	10	50
C5	MKFM	10 n	10	50	C11	MKFM	10 n	10	50
C6	MKFM	390 p	5	100	C12	MKFM	10 n	10	50

V 


D 

TR 

D1	D	50822811	D6	D	BA243
D2	D	BA243	TR1	TR	2N4416
D3	D	MV2115	TR2	TR	2N4416
D4	D	MV2115			
D5	D	BA243			












L1	L	7260000838	L5	L	7260000835
L2	L	7260000838	L6	L	7260000836
L3	L	7260000834	L7	L	7240000044
L4	L	7240000045	L8	L	7260000837


R 

No		Ω	%	W	No		Ω	%	W
R1	RF	130	5	0,25	R34	RF	22	5	0,25
R2	RF	130	5	0,25	R35	RF	10 k	5	0,25
R3	RF	220	5	0,25	R36	RF	560	5	0,25
R4	RF	1 k	5	0,25	R37	RF	10 k	5	0,25
R5	RF	1 k	5	0,25	R38	RF	510	5	0,25
R6	RF	7,5 k	5	0,25	R39	RF	510	5	0,25
R7	RF	390	5	0,25	R40	RF	200	5	0,25
R8	RF	510	5	0,25	R41	RF	510	5	0,25
R9	RF	47	5	0,25	R42	RF	3,9 k	5	0,25
R10	RF	47	5	0,25	R43	RF	10 k	5	0,25
R11	RF	3,9 k	5	0,25	R44	RF	10 k	5	0,25
R12	RF	7,5 k	5	0,25	R45	RF	240	1	0,125
R13	RF	7,5 k	5	0,25	R46	RF	330 k	5	0,25
R14	RF	47	5	0,25	R47	RF	470	5	0,25
R15	RF	820	5	0,25	R48	RF	10 k	5	0,25
R16	RF	2,7 k	5	0,25	R49	RF	56	5	0,25
R17	RF	510	5	0,25	R50	RF	10 k	5	0,25
R18	RF	2 k	5	0,25	R51	RF	47	5	0,25
R19	RF	1 k	5	0,25	R52	RF	10 k	5	0,25
R20	RF	47	5	0,125	R53	RF	47	5	0,25
R21	RF	47	5	0,125	R54	RF	47	5	0,25
R22	RF	47	5	0,125	R55	RF	10 k	1	0,125
R23	RF	10 k	5	0,125	R56	RF	10 k	1	0,125
R24	RF	51 k	5	0,125	R57	RF	100 k	5	0,25
R25	RF	100	5	0,125	R58	RF	100 k	5	0,25
R26	RF	100	5	0,125	R59	RF	100 k	5	0,25
R28	RF	47	5	0,125	R60	RF	100	5	0,25
R29	RF	47	5	0,125	R61	RF	100	5	0,25
R30	RF	47	5	0,125	R62	RF	510	5	0,25
R31	RF	10 k	5	0,125	R63	RF	510	5	0,25
R32	RF	470	5	0,25	R64	RF	470	5	0,25
R33	RF	100	5	0,25	R65	RF	33 k	5	0,25
P1	PRK	100 k	10	0,5					


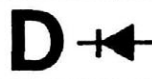









C II									
No		F	%	V	No		F	%	V
C1	MKFM	100 n	10	50	C21	MC	10 n	10	50
C2	CE	10 μ		25	C22	MC	10 n	10	50
C3	CE	10 μ		25	C23	CETK	100 μ	+50 -20	6,3
C4	MKFM	100 n	10	50	C24	MC	10 n	10	50
C5	MKFM	100 n	10	50	C25	CETK	10 μ	+50 -20	35
C6	CE	10 μ		25	C26	MKFM	10 n	10	50
C7	CE	10 μ		25	C27	MKFM	10 n	10	50
C8	MKFM	100 n	10	50	C28	MKFM	10 n	10	50
C9	MKFM	100 n	10	50	C29	CE	100 μ		16
C10	MC	10 n	10	50	C30	CE	10 μ		25
C11	518	3,5-20p		100	C31	MKFM	10 n	10	50
C12		1-4,5p		250	C32	CE	470 μ		6,3
C13	TRM	33 p	5	160	C33	CE	10 μ		25
C14	MKFM	100 n	10	50	C34	CETK	100 μ	+50 -20	6,3
C15	TRM	8 p	0,5 p ²	160	C35	CE	10 μ		25
C16	MC	10 n	10	50	C36	MKFM	10 n	10	50
C17	MC	10 n	10	50	C37	TRM	8 p	0,5 p ²	160
C18	GR	3,3 p	0,25 p ²	50	C38	MKFM	10 n	10	50
C19	MKFM	100 n	10	50	C39	MKFM	10 n	10	50
C20	TRM	12 p	5	160					


V 		D 		TR 	
D1	D	50822835	TR1	TR	2N3904
D2	D	50822815	TR2	TR	MPS3640
D3	D	50822815	TR3	TR	2N3906
D4	D	50822815	TR4	TR	2N3904
D5	D	50822815	TR5	TR	2N4416
D6	D	50822835	TR6	TR	2N3904
D7	D	50820180	TR7	TR	2N3866
D8	D	50822835	TR8	TR	BF224
D9	D	1N	TR9	TR	2N3904
D10	D	1N	TR10	TR	BF224
D11	D	1N	TR11	TR	2N3904
IC1	IC	GPD463	TR12	TR	2N2905A
IC2	IC	MC10131P	TR13	TR	2N2219A
IC3	IC	SN74s00N	TR14	TR	BC212
IC4	IC	HEF4011BP	TR15	TR	BC212
IC5	IC	HEF4011BP	TR16	TR	BC212
IC6	IC	HEF4013BP	TR17	TR	BC212
			TR18	TR	BC212
			TR19	TR	BC212
			TR20	TR	BF224

• • •       • • •					
L1	L	7240000043	T1	T	3861000300
L2	L	7240000043	T2	T	3861000301
L3	L	7240000043			


R 

No		Ω	%	W	No		Ω	%	W
R501	RF	22 k	5	0,25	R534	RF	5,1 k	5	0,25
R502	RF	22 k	5	0,25	R535	RF	5,1 k	5	0,25
R503	RF	22 k	5	0,25	R536	RF	5,1 k	5	0,25
R504	RF	22 k	5	0,25	R537	RF	100 k	5	0,25
R505	RF	22 k	5	0,25	R538	RF	100	5	0,25
R506	RF	22 k	5	0,25	R539	RF	100	5	0,25
R507	RF	22 k	5	0,25	R540	RF	100	5	0,25
R508	RF	22 k	5	0,25	R541	RF	100	5	0,25
R509	RF	22 k	5	0,25	R542	RF	100	5	0,25
R510	RF	22 k	5	0,25	R543	RF	100	5	0,25
R511	RF	22 k	5	0,25	R544	RF	100	5	0,25
R512	RF	22 k	5	0,25	R545	RF	100	5	0,25
R513	RF	22 k	5	0,25	R546	RF	100 k	5	0,25
R514	RF	22 k	5	0,25	R547	RF	22 k	5	0,25
R515	RF	100 k	5	0,25	R548	RF	10	5	0,25
R516	RF	22 k	5	0,25	R549	RF	10	5	0,25
R517	RF	22 k	5	0,25	R550	RF	82	5	0,25
R518	RF	22 k	5	0,25	R551	RF	10	5	0,25
R519	RF	22 k	5	0,25	R552	RF	10	5	0,25
R520	RF	22 k	5	0,25	R553	RF	10	5	0,25
R521	RF	22 k	5	0,25	R554	RF	10	5	0,25
R522	RF	22 k	2	0,25	R555	RF	10	5	0,25
R523	RF	22 k	2	0,25	R556	RF	100 k	5	0,25
R524	RF	22 k	2	0,25					
R525	RF	22 k	2	0,25					
R526	RF	22 k	2	0,25					
R527	RF	22 k	2	0,25					
R528	RF	2,2 k	5	0,25					
R529	RF	220 k	5	0,25					
R530	RF	2,2 k	5	0,25					
R531	RF	3,9 M	5	0,5					
R532	RF	10	5	0,25					
R533	RF	5,1 k	5	0,25					











C - II									
No		F	%	V	No		F	%	V
C501	CE	470 μ		6,3	C503	MKFM	1 n	5	100
C502	CMFK	100 n	1	63	C504	MKFM	100 n	20	50
V  D  TR 									
TR501	TR		BC		IC507	IC			HEF4011BP
TR502	TR		2N		IC508	IC			HEF4081BP
TR503	TR		2N		IC509	IC			HEF4011BP
TR504	TR		2N		IC510	IC			HEF4013BP
TR505	TR		2N		IC511	IC			HEF4011BP
					IC512	IC			HEF4023BP
IC501	IC		HEF4081BP		IC513	IC			HEF4051BP
IC502	IC		HEF4502BP		IC514	IC			SN75494N
IC503	IC		HEF4502BP		IC515	IC			HEF4051BP
IC504	IC		HEF4011BP		IC516	IC			HEF4051BP
IC505	IC		HEF4071BP		IC517	IC			HEF4051BP
IC506	IC		HEF4011BP		IC518	IC			SN75494N
       									
L501	L		7240000043						

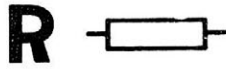
R 

No		Ω	%	W	No		Ω	%	W
R601	RF	10 k	1	0,125	R622	RF	3,3 k	5	0,25
R602	RF	75 k	1	0,125	R623	RF	4,3 k	5	0,125
R603	RF	10 k	5	0,25	R624	RF	10 k	1	0,125
R604	RF	2,2 M	5	0,5	R625	RF	100 k	5	0,25
R605	RF	51 k	5	0,25	R626	RF	100 k	5	0,25
R606	RF	10 k	5	0,25	R627	RF	240	5	0,25
R607	RF	100 k	5	0,25	R628	RF	240	5	0,25
R608	RF	2,46 k	1	0,125	R629	RF	240	5	0,25
R609	RF	10 k	1	0,125	R630	RF	240	5	0,25
R610	RF	2,46 k	1	0,125	R631	RF	150	5	0,25
R611	RF	10 k	1	0,125	R632	RF	150	5	0,25
R612	RF	560	5	0,25	R633	RF	150	5	0,25
R613	RF	560	5	0,25	R634	RF	150	5	0,25
R614	RF	91 k	1	0,125	R635	RF	150	5	0,25
R615	RF	68 k	1	0,125	R636	RF	150	5	0,25
R616	RF	10 k	1	0,125	R637	RF	150	5	0,25
R617	RF	120 k	1	0,125	R638	RF	150	5	0,25
R618	RF	1 M	5	0,25	R639	RF	91	5	0,25
R619	RF	820	1	0,125	R640	RF	91	5	0,25
R620	RF	100 k	1	0,125	R641	RF	91	5	0,25
R621	RF	10 k	1	0,125	R642	RF	91	5	0,25
P601	P	22 k	10	0,5					
P602	P	2,2 k	10	0,5					

C 

No		F	%	V	No		F	%	V
C601	CETK	100 μ	+50 -20	6,3	C609	BT10	4-20 p		250
C602	CE	100 μ		16	C610	CS	10 n	5	63
C603	CE	100 μ		16	C611	CETK	10 μ	+50 -20	35
C604	MKFM	100 p	5	100	C612	CETK	10 μ	+50 -20	35
C605	MKFM	100 n	20	50	C613	TRM2	15 p	5	500
C606	CK	22 n	+80 -20	40	C614	MKFM	100 n	20	50
C607	CS	4,7 n	5	63	C615	CE	10 μ		25
C608	CME	100 n	10	100					

D 		TR 			
D601 D602 D603 D604 D605	D D D D D	1N418 ZPD 8,2 1N4148 1N827 1N4148	IC601 IC602 IC603 IC604 IC605 IC606 IC607 IC608 IC609 IC610	IC IC IC IC IC IC IC IC IC IC	LM339N HEP4050BP HEP4011BP LD111CJ LD110CJ NE555V HEF4081BP SN75494N SN7447AN HEF4050BP
TR601 TR602 TR603 TR604 TR605 TR606 TR607 TR608	TR TR TR TR TR TR TR TR	BC212 BC212 BC212 BC212 BC212 BC212 BC212 BC212			
       					
L601	15 μ H	7240000044			



No		Ω	%	W	No		Ω	%	W
R701	RF	100 k	5	0,25	R736	RF	1,28 k	1	0,125
R702	RF	100 k	5	0,25	R737	RF	10,4 k	1	0,125
R703	RF	100 k	5	0,25	R738	RF	5,31 k	1	0,125
R704	RF	51 k	5	0,25	R741	RF	30 k	1	0,125
R705	RF	51 k	5	0,25	R742	RF	30 k	1	0,125
R706	BP	9 k	0,1	0,25	R743	AP	8,2 M	2	0,3
R707	BP	900	0,1	0,25	R744	RF	200	1	0,125
R708	BP	100	0,1	0,25	R745	RF	200	1	0,125
R709	RF	1 k	1	0,125	R746	RF	1 k	1	0,125
R710	RF	9,1 k	1	0,125	R747	RF	20 k	5	0,25
R711	RF	106 k	1	0,125	R748	RF	20 k	5	0,25
R712	RF	106 k	1	0,125	R749	RF	1,8 k	1	0,125
R713	RF	10,6 k	1	0,125	R750	RF	1,k	5	0,25
R715	RF	120	1	0,125	R751	RF	1 k	5	0,25
R716	RF	27 k	1	0,125	R752	RF	596	1	0,125
R717	RF	27 k	1	0,125	R753	RF	22 k	5	0,25
R718	RF	2,7 k	1	0,125	R754	RF	22 k	5	0,25
R719	RF	6,2 k	1	0,125	R755	RF	22 k	5	0,25
R720	RF	58,4 k	1	0,125	R756	RF	100	5	0,25
R721	RF	1,12 k	1	0,125	R757	RF	100	5	0,25
R722	RF	541 k	1	0,5	R758	RF	10 k	5	0,25
R723	RF	5,01 k	1	0,125	R759	RF	10 k	5	0,25
R724	RF	7,5 k	1	0,125	R760	RF	5,1 k	5	0,25
R725	RF	7,5 k	1	0,125	R761	RF	22 k	5	0,25
R726	RF	246 k	1	0,25	R762	RF	1 M	5	0,25
R727	RF	2,7 k	1	0,125	R763	RF	2,2 k	5	0,25
R728	RF	13 k	1	0,125	R764	RF	1 k	1	0,125
R729	RF	19,2 k	1	0,125	R765	BP	10 k	0,1	0,25
R730	RF	2,7 k	1	0,125	R766	BP	10 k	0,1	0,25
R731	RF	8,91 k	1	0,125	R767	BP	10 k	0,1	0,25
R732	RF	7,36 k	1	0,125	R768	BP	10 k	0,1	0,25
R733	BP	56,2 k	0,1	0,25	R769	BP	10 k	0,1	0,25
R734	RF	10 k	5	0,25	R770	BP	10 k	0,1	0,25
R735	BP	3,92 k	0,1	0,25	R771	BP	10 k	0,1	0,25
					R772	BP	10 k	0,1	0,25
P701	P	100	10	0,5	P703	P	100 k	10	0,5
P702	P	100 k	10	0,5					

C II

No		F	%	V	No		F	%	V
C701	CETK	10 μ	+50 -20	35	C729	BF	1 n	0,5	300
C702	CETK	10 μ	+50 -20	35	C730	TRM	47 p	5	500
C703	CETK	100 μ	+50 -20	6,3	C731	TRM	47 p	5	500
C704	CETK	100 μ	+50 -20	6,3	C732	CMFK	100 n	1	63
C705	MKFM	100 n	20	50	C733	BF	1 n	0,5	300
C706	CETK	100 μ	+50 -20	6,3	C734	BF	1 n	0,5	300
C707	CETK	100 μ	+50 -20	6,3	C735	CMFK	10 n	5	250
C708	CETK	10 μ	+50 -20	35	C736	CMFK	10 n	5	250
C709	TRM	10 p	0,5 p	500	C737	CMFK	10 n	5	250
C710	TRM	10 p	0,5 p	500	C738	MKFM	100 n	20	50
C711	MKFM	100 n	20	50	C739	MKFM	10 n	10	50
C712	CMFK	100 n	1	63	C740	MKFM	10 n	10	50
C713	CMFK	10 n	5	250	C741	TRM	47 p	5	500
C714	CMFK	10 n	5	250	C742	CETK	10 μ	+50 -20	35
C715	CMFK	100 n	1	63	C743	CETK	10 μ	+50 -20	35
C716	CMFK	10 n	5	250	C744	CMFK	100 n	1	63
C717	CMFK	10 n	5	250	C745	CMFK	100 n	1	63
C718	CETK	10 μ	+50 -20	35	C746	TRM	47 p	5	500
C719	CMFK	10 n	5	250	C747	TRM	47 p	5	500
C720	CMFK	10 n	5	250	C748	CMFK	100 n	1	63
C721	CMFK	47 n	1	250	C749	CME	1 μ	10	63
C722	CMFK	10 n	5	250	C750	TRM	47 p	5	500
C723	BF	2 n	1	300	C751	CME	1 μ	10	63
C724	CMFK	10 n	5	250	C752	MKFM	10 n	10	50
C725	BF	240 p	1	300	C753	NKFM	10 n	10	50
C726	BF	470 p	1	300	C754	MKFM	100 n	20	50
C727	BF	2 n	1	300	C755	MKFM	100 n	20	50
C728	TRM	47 p	5	500					

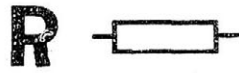
D ←

TR ⊗

D701	D	1N4148	IC705	IC	LM310N
D702	D	1N4148	IC706	IC	HEF4051BP
D705	D	BAV45	IC707	IC	LM310N
D706	D	1N4148	IC708	IC	CA3130AS
D707	D	1N4148	IC709	IC	LM310N
D708	D	BAV45	IC710	IC	CA3130AS
D709	D	BAV45	IC711	IC	CA3130AS
D710	D	1N4148	IC712	IC	HEF4051BP
D711	D	1N4148	IC713	IC	OP16GJ
D712	D	1N4148	IC714	IC	LM318N
D713	D	1N4148	IC715	IC	CA3080AS
D714	D	1N4148	IC716	IC	CA3080AS
TR701	TR	BC182	IC717	IC	HEF4066BP
TR702	TR	BC182	IC718	IC	LF356N
TR703	TR	BC182	IC719	IC	LF356N
TR704	TR	BC182	IC720	IC	HEF4011BP
IC701	IC	HEF4051BP	IC721	IC	HEF4052BP
IC702	IC	CA3130AS	IC722	IC	CA3130AS
IC703	IC	LM310N	IC723	IC	HEF4013BP
IC704	IC	LM310N	IC724	IC	HEF4071BP




RY701	RY	HE721A05/30	L702	L	740000043
RY702	RY	HE721A05/30	L703	L	740000043
L701	L	7240000043	L704	L	740000043











No		Ω	%	W	No		Ω	%	W
R801	RF	470	5	0,25	R845	RF	200	5	0,25
R802	RF	20 k	1	0,125	R846	RF	390	5	0,25
R803	RF	10 k	1	0,125	R847	RF	200	5	0,25
R804	RF	5,6 k	5	0,25	R848	RF	1,8 k	1	0,125
R805	RF	200	5	0,25	R849	RF	1,8 k	1	0,125
R806	RF	510	5	0,25	R850	RF	100 k	1	0,125
R807	RF	39 k	5	0,25	R851	RF	10 k	1	0,125
R809	RF	3,3 k	1	0,125	R853	RF	470 k	5	0,25
R810	RF	6,8 k	1	0,125	R854	RF	470	5	0,25
R811	RF	100	5	0,25	R855	RF	10 k	1	0,125
R812	RF	820	5	0,25	R856	RF	470	5	0,25
R814	RF	470 k	5	0,25	R857	RF	10 k	1	0,125
R815	RF	510	1	0,125	R858	RF	10 k	5	0,25
R816	RF	7,5 k	5	0,25	R859	RF	10 k	5	0,25
R817	RF	1,41 k	1	0,125	R860	RF	10 k	1	0,125
R818	RF	47	5	0,25	R861	RF	3 k	5	0,25
R819	RF	1 k	5	0,25	R862	RF	3 k	5	0,25
R820	RF	47	5	0,25	R863	RF	47 k	5	0,25
R821	RF	2 k	5	0,25	R865	RF	100 k	5	0,25
R822	RF	1 k	5	0,25	R866	RF	910 k	5	0,25
R823	RF	2 k	1	0,125	R867	RF	510 k	5	0,25
R824	RF	10	5	0,25	R868	RF	100 k	5	0,25
R825	RF	1 k	5	0,25	R869	RF	10 k	5	0,25
R826	RF	1 k	1	0,125	R870	RF	10 k	5	0,25
R827	RF	510	5	0,25	R871	RF	22 k	5	0,25
R828	RF	510	5	0,25	R872	RF	100 k	5	0,25
R829	RF	1,2 k	5	0,25	R873	RF	200 k	1	0,125
R830	RF	47	5	0,25	R874	RF	100 k	1	0,125
R831	RF	510	5	0,25	R875	RF	5,1 k	5	0,25
R832	RF	100	1	0,125	R876	RF	10 k	1	0,125
R833	RF	30 k	5	0,25	R877	RF	10 k	5	0,25
R834	RF	1 k	5	0,25	R878	RF	10 k	5	0,25
R835	RF	750	1	0,125	R879	RF	150 k	5	0,25
R836	RF	2 k	5	0,25	R880	RF	100 k	1	0,125
R837	RF	47	5	0,25	R881	RF	510 k	5	0,25
R838	RF	4,7 k	5	0,25	R882	RF	10 k	5	0,25
R839	RF	3 k	1	0,125	R883	RF	6,2 k	5	0,25
R840	RF	5,1 k	1	0,125	R884	RF	4,7 k	5	0,25
R841	RF	10 k	1	0,125	R885	RF	10 k	5	0,25
R842	RF	2 k	1	0,125	R886	RF	10 k	5	0,25
					R887	RF	5,1 k	5	0,25
R843	RF	8,2 k	1	0,125	R888	RF	20 k	1	0,125
R844	RF	3,98 k	1	0,125	R889	RF	200 k	1	0,125

P 

No		Ω	%	W	No		Ω	%	W
P801	P	1 k	10	0,5	P803	P	100 k	10	0,5
P802	P	100 k	10	0,5					

C 

No		F	%	V	No		F	%	V
C801	MKFM	240 p	5	100	C826	MKFM	200 p	5	100
C802	TRM	8 p	0,5 p	500	C827	CETK	10 μ	+50 -20	35
C803	CETK	100 μ	+50 -20	6,3	C828	MKFM	220p	5	100
C804	CETK	10 μ	+50 -20	35	C830	CETK	100 μ	+50 -20	6,3
C805	CETK	100 μ	+50 -20	6,3	C831	MKFM	220 p	5	100
C806	CETK	10 μ	+50 -20	35	C832	MKFM	240 p	5	100
C807	MKFM	91 p	5	100	C833	CETK	47 μ	+50 -20	16
C808	TRM	8 p	0,5 p	500	C834	MKFM	220 p	5	100
C809	CK	20p	5	500	C835	MKFM	200 p	5	100
C810	MKFM	10 n	10	100	C836	CETK	1 μ	+50 -20	35
C811	TRM	1 n	+50 -20	500	C838	MKFM	100 n	20	50
C812	MKFM	100 n	20	50	C839	MKFM	100 n	20	50
C813	CETK	47 μ	+50 -20	16	C840	MKFM	100 p	5	100
C814	MKFM	100 n	20	50	C841	TRM	47 p	5	500
C815	MKFM	100 n	20	50	C842	CETK	10 μ	+50 -20	35
C816	MKFM	100 n	20	50	C843	TRM	1 n	+50 -20	500
C817	MKFM	100 n	20	50	C844	MKFM	240 p	5	100
C818	TRM	33 p	5	500	C845	TRM	39 p	5	500
C819	CETK	10 μ	+50 -20	35	C846	TRIMMER	4,5-20p		160
C820	MKFM	10 n	10	100	C847	CME	1 μ	10	63
C821	CE	1000 μ		16	C848	TRM	47 p	5	500
C822	TRM	22 p	5	500	C849	CETK	10 μ	+50 -20	35
C823	CETK	10 μ	+50 -20	35	C850	CETK	0,47 μ	+50 -20	35
C824	TRM	47 p	5	500					
C825	CETK	1 μ	+50 -20	35					

D 		TR 			
D801	D	1N4148	TR811	TR	BC212
D802	D	1N4148	TR812	TR	2N3906
D803	D	1N4148	TR813	TR	SD211DE
D804	D	1N4148	TR814	TR	2N3904
D805	D	1N4148	TR815	TR	2N3904
D806	D	1N4148	TR816	TR	2N3906
D807	D	1N4148	TR817	TR	2N3904
D808	D	1N4148	TR818	TR	BC212
			TR819	TR	BC212
TR801	TR	SD211DE	IC801	IC	HEF4001BP
TR802	TR	SD211DE	IC802	IC	MC1355P
TR803	TR	BC212	IC803	IC	SN7400N
TR804	TR	BC182	IC804	IC	LM301AN
TR805	TR	BC182	IC805	IC	LM318N
TR806	TR	BC212	IC806	IC	HEF4001BP
TR807	TR	2N3906	IC807	IC	LM301AN
TR808	TR	BC182	IC808	IC	HEF4066BP
TR809	TR	2N3906	IC809	IC	LM339N
TR810	TR	2N3906	IC810	IC	HEF4011BP
			IC811	IC	LM318N
			IC812	IC	LM301AN
     					
L801	L	7240000043	L805	L	7230000044
L802	L	7240000043	L806	L	7260000830
L803	L	7240000043	L807	L	7260000830
L804	L	7240000045			

R

No		Ω	%	W	No		Ω	%	W
R901	RF	10 k	5	0,25	R940	RF	47	5	0,25
R902	RF	1,1 k	5	0,25	R941	RF	2 k	5	0,25
R903	RF	10 k	5	0,25	R942	RF	1,1 k	5	0,25
R904	RF	470	5	0,25	R943	RF	3 k	5	0,25
R905	RF	12 k	1	0,125	R944	RF	10 k	5	0,25
R906	RF	15 k	5	0,25	R945	RF	510	5	0,25
R907	RF	12 k	1	0,125	R946	RF	2 k	5	0,25
R908	RF	510	5	0,25	R947	RF	510	5	0,25
R909	RF	1 k	5	0,25	R948	RF	2 k	5	0,25
R910	RF	3,3 k	5	0,25	R949	RF	4,7 k	5	0,25
R911	RF	1,5 k	5	0,25	R950	RF	3,3 k	5	0,25
R912	RF	5,6 k	5	0,25	R951	RF	3,2 k	5	0,25
R913	RF	5,6 k	5	0,25	R952	RF	8,2 k	5	0,25
R914	RF	4,7 k	5	0,25	R953	RF	3,3 k	5	0,25
R915	RF	47	5	0,25	R954	RF	2,51 k	1	0,125
R916	RF	47	5	0,25	R955	RF	10 k	1	0,125
R917	RF	330	5	0,25	R956	RF	47	5	0,25
R918	RF	510	5	0,25	R957	RF	220	5	0,25
R919	RF	1,6 k	5	0,25	R958	RF	220	5	0,25
R920	RF	150 k	5	0,25	R959	RF	47	5	0,25
R921	RF	75 k	1	0,125	R960	RF	560	5	0,25
R922	RF	10 k,	5	0,25	R961	RF	10 k	1	0,125
R923	RF	9,1 k	1	0,125	R962	RF	3 k	1	0,125
R924	RF	200 k	1	0,125	R963	RF	1 k	1	0,125
R925	RF	10 k	1	0,125	R964	RF	1 k	1	0,125
R926	RF	200 k	1	0,125	R965	RF	10 k	1	0,125
R927	RF	139 k	1	0,125	R966	RF	24 k	1	0,125
R928	RF	100 k	5	0,25	R967	RF	3,3 k	1	0,125
R929	RF	1 k	5	0,25	R968,	RF	2,2 k	1	0,125
R930	RF	470 k	1	0,5	R969	RF	10 k	1	0,125
R931	RF	470 k	1	0,5	R970	RF	10 k	1	0,125
R933	RF	3,3 k	5	0,25	R971	RF	3 k	1	0,125
R934	RF	7,5 k	5	0,25	R972	RF	470 k	1	0,5
R935	RF	510	5	0,25	R973	RF	100 k	1	0,125
R936	RF	9,1 k	5	0,25	R975	RF	100 k	1	0,125
R937	RF	3,3 k	5	0,25	R976	RF	47	5	0,25
R938	RF	1,5 k	5	0,25	R977	CLM4006A			
R939	RF	11 k	5	0,25					
P901	P	220	10	0,5	P903	P	100 k	10	0,5
P902	P	100 k	10	0,5					

C - II

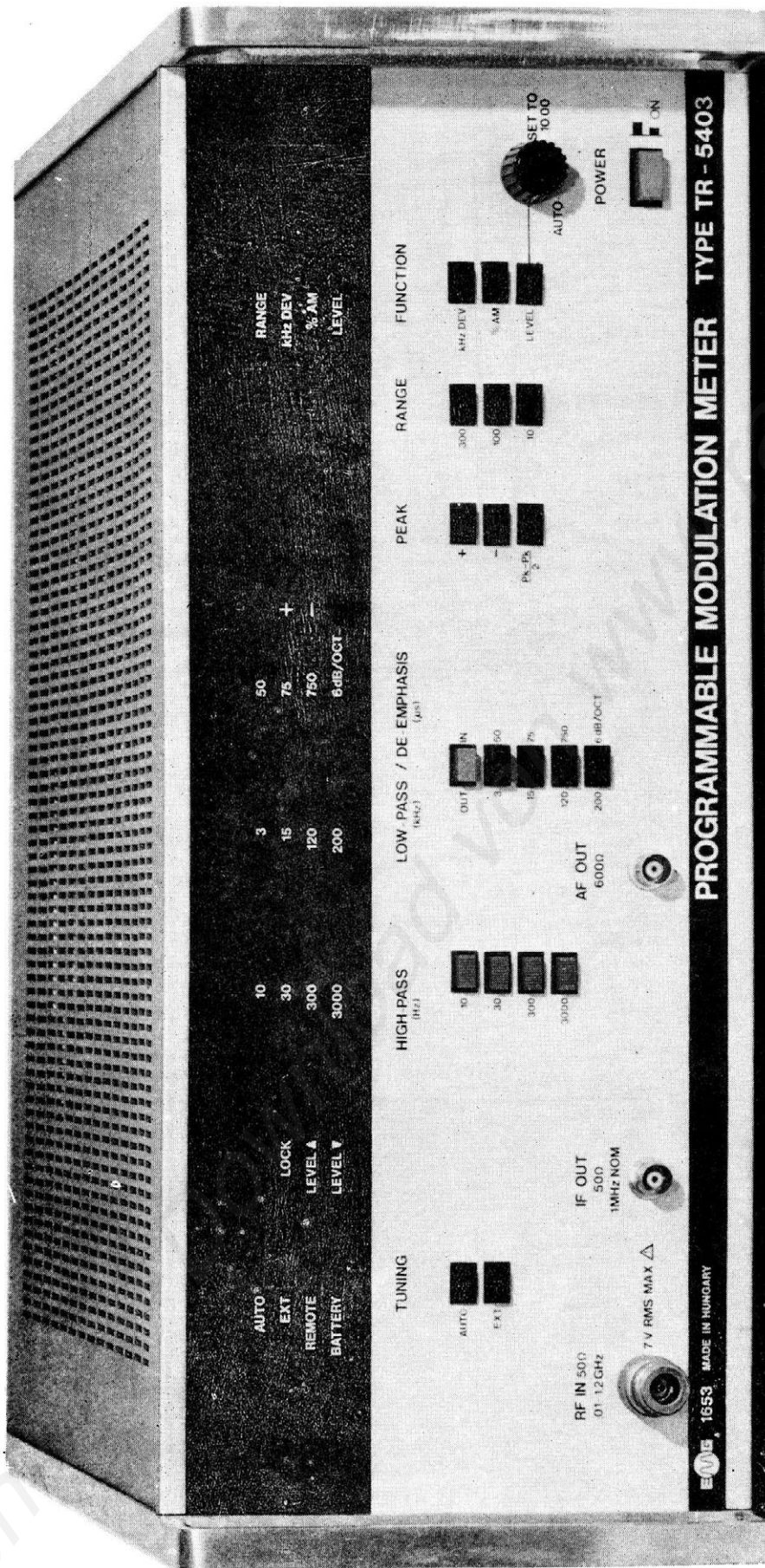
No		F	%	V	No		F	%	V
C901	MKFM	91 p	5	100	C923	CME	150 n	10	63
C902	MKFM	180 p	5	100	C924	MKFM	100 n	20	50
C903	MKFM	100 n	20	50	C925	MKFM	100 p	5	100
C904	CETK	1 μ	+50 -20	35	C926	CETK	10 μ	+50 -20	35
C905	MKFM	91 p	5	100	C927	MKFM	200 p	5	100
C906	CETK	10 μ	+50 -20	35	C928	MKFM	200 p	5	100
C907	CETK	10 μ	+50 -20	35	C929	CETK	10 μ	+50 -20	35
C908	MKFM	100 n	20	50	C930	MKFM	91 p	5	100
C909	CME	1 μ	10	63	C931	CE	100 μ		40
C910	TRM	33 p	5	500	C932	MKFM	180 p	5	100
C911	CETK	10 μ	+50 -20	35	C933	CETK	10 μ	+50 -20	35
C912	CS	1 n	5	630	C934	CETK	10 μ	+50 -20	35
C913	MKFM	100 n	20	50	C935	CETK	10 μ	+50 -20	35
C914	CETK	1 μ	+50 -20	35	C936	C220	1 n	1	63
C915	CETK	10 μ	+50 -20	35	C937	TRM	6 p	0,5 p	500
C916	MKFM	100 n	20	50	C938	TRM	3 p	0,5 p	500
C917	C220	3,92 n	1	63	C939	CETK	1 μ	+50 -20	35
C918	CETK	10 μ	+50 -20	35	C940	CETK	15 μ	+50 -20	20
C919	CETK	10 μ	+50 -20	35	C941	CK	100 n	+80 -20	40
C920	CE	100 μ		25	C942	MKFM	91 p	5	100
C921	MKFM	100 n	20	50					
C922	CETK	1 μ	+50 -20	35					

D  TR 

D901	D	1N4148	TR911	TR	2N3904
D902	D	1N4148	TR912	TR	2N3906
D903	D	ZPD 5,1	TR913	TR	2N3906
D904	D	ZPD 5,1	TR914	TR	2N3906
D905	D	BAV45	TR915	TR	2N3904
D906	D	50822815	TR916	TR	2N3906
D907	D	50822815	TR917	TR	2N2219
TR901	TR	2N3906	IC901	IC	RV4558NB
TR902	TR	2N3906	IC902	IC	HEF4001BP
TR903	TR	2N3904	IC903	IC	RV 4558NB
TR904	TR	2N2905	IC904	IC	LM310N
TR905	TR	2N3904	IC905	IC	LM310N
TR906	TR	2N3904	IC906	IC	LM310N
TR907	TR	2N3904	IC907	IC	LF356N
TR908	TR	2N3906			
TR909	TR	2N3906			
TR910	TR	2N3904			

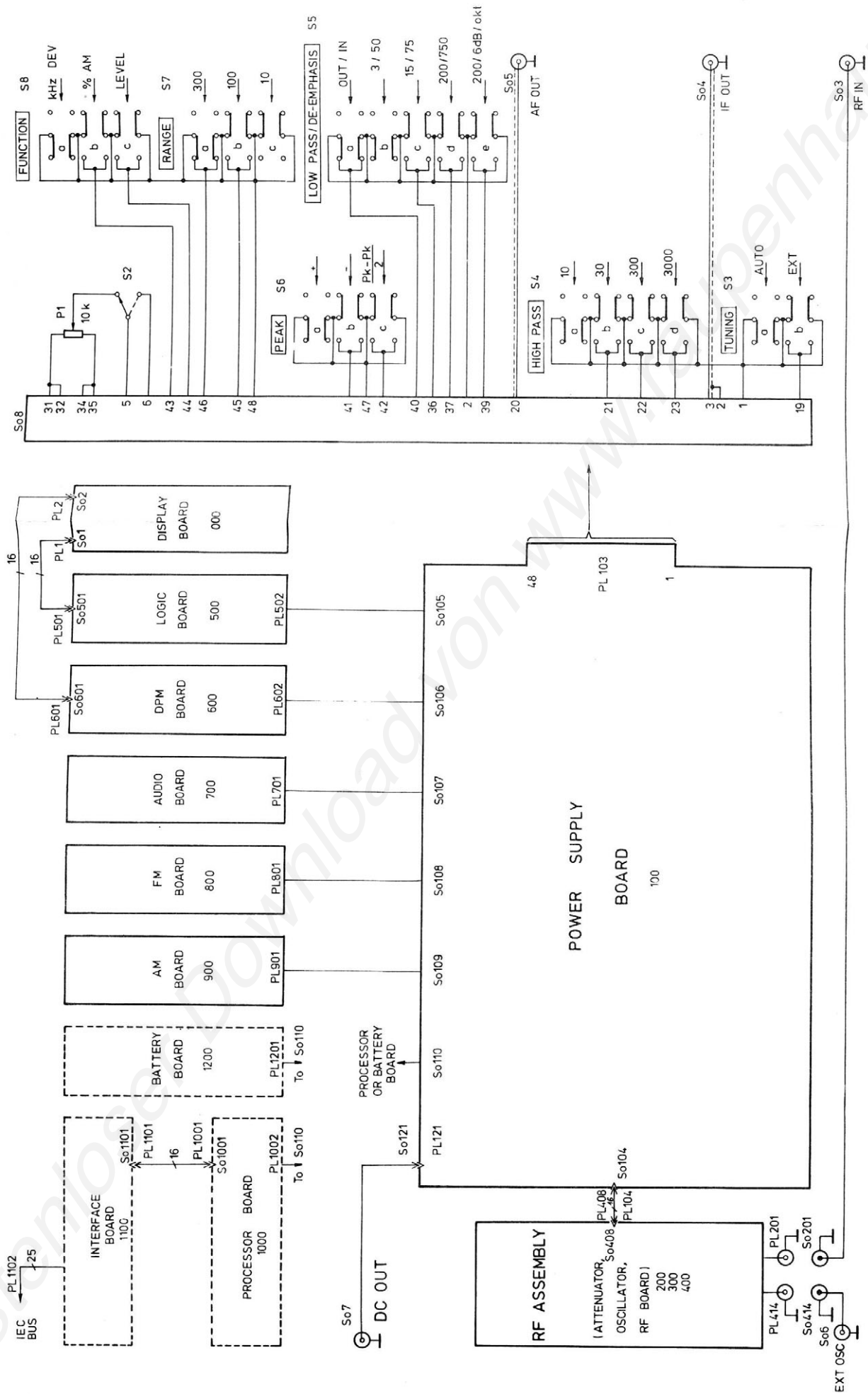


L901	L	7260000831	L905	L	7240000045
L902	L	7260000831	L906	L	7240000043
L903	L	7260000833	L907	L	7240000043
L904	L	7240000043			

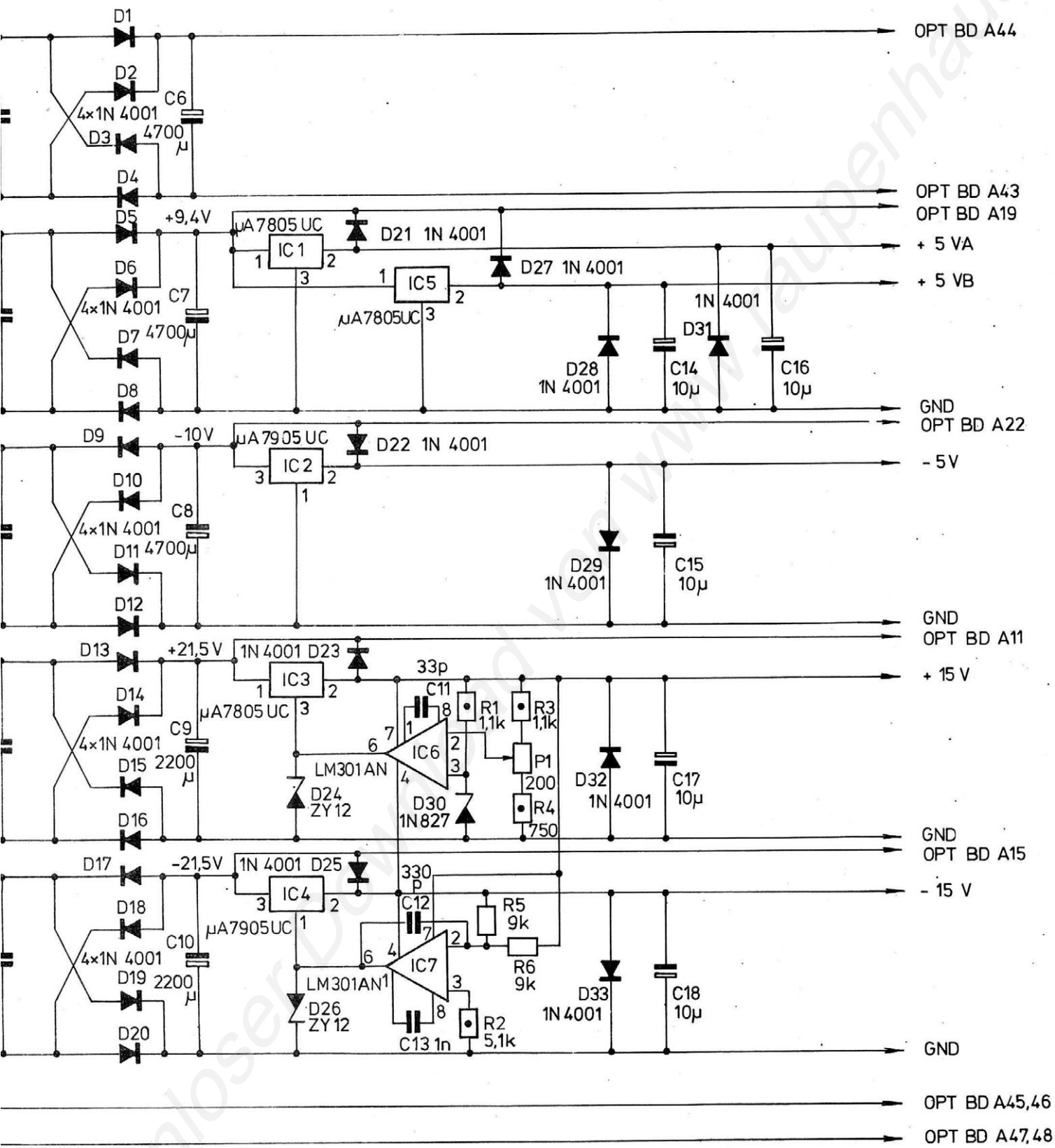


PROGRAMMABLE MODULATION METER TYPE TR-5403

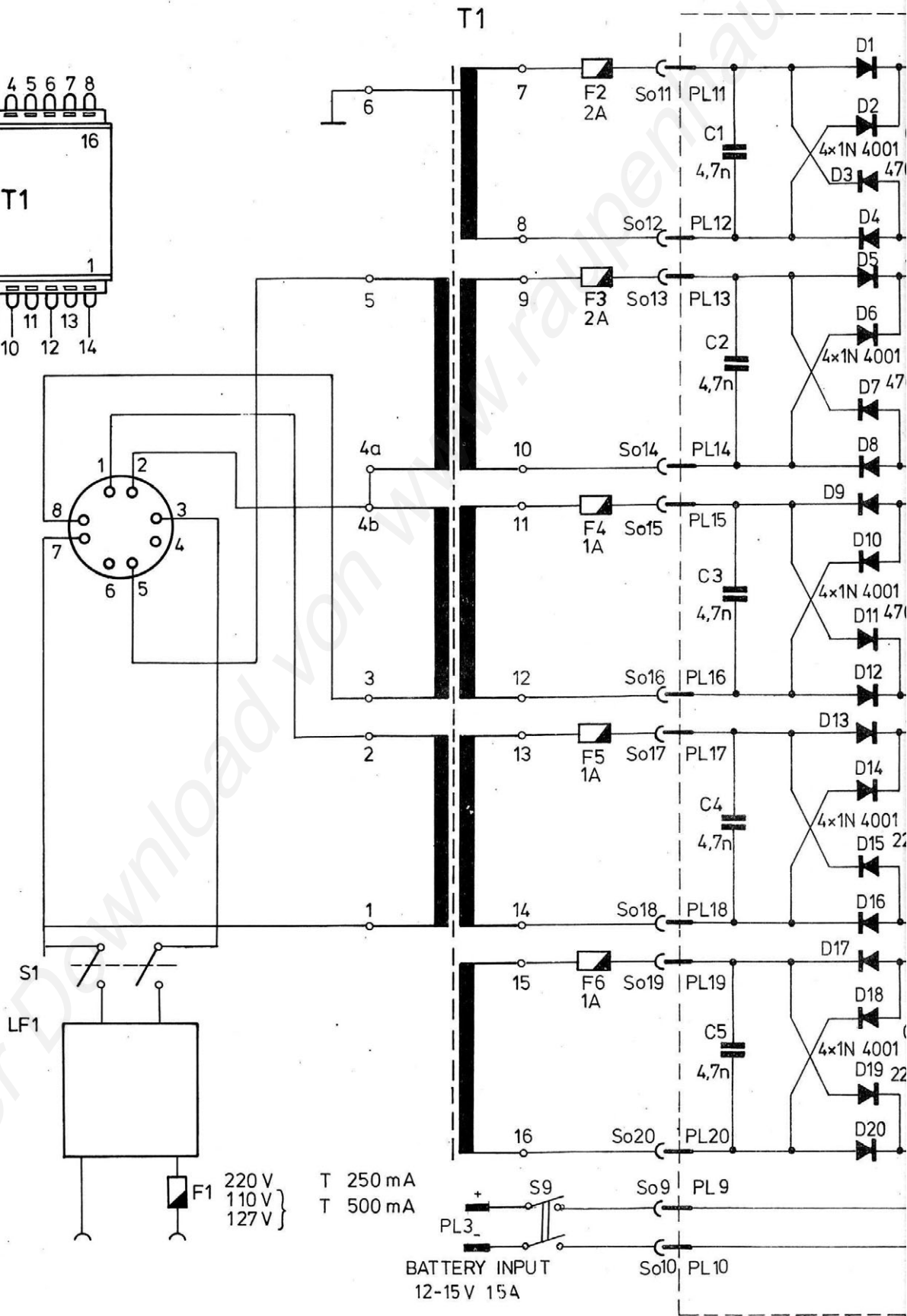
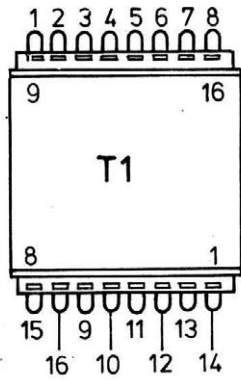
ETE 1653 MADE IN HUNGARY



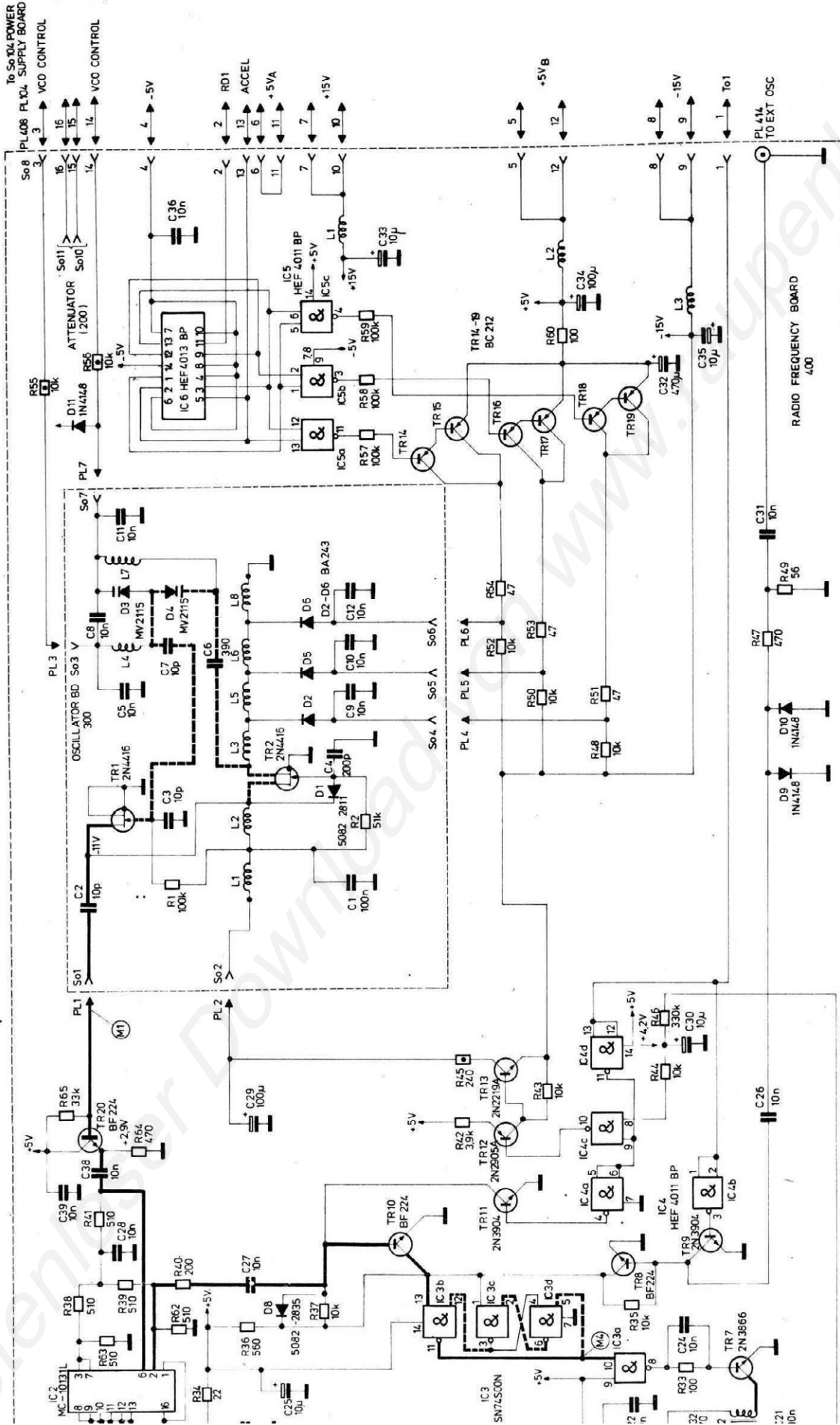
Kostenvoranschlag von www.rechnerhaus.de



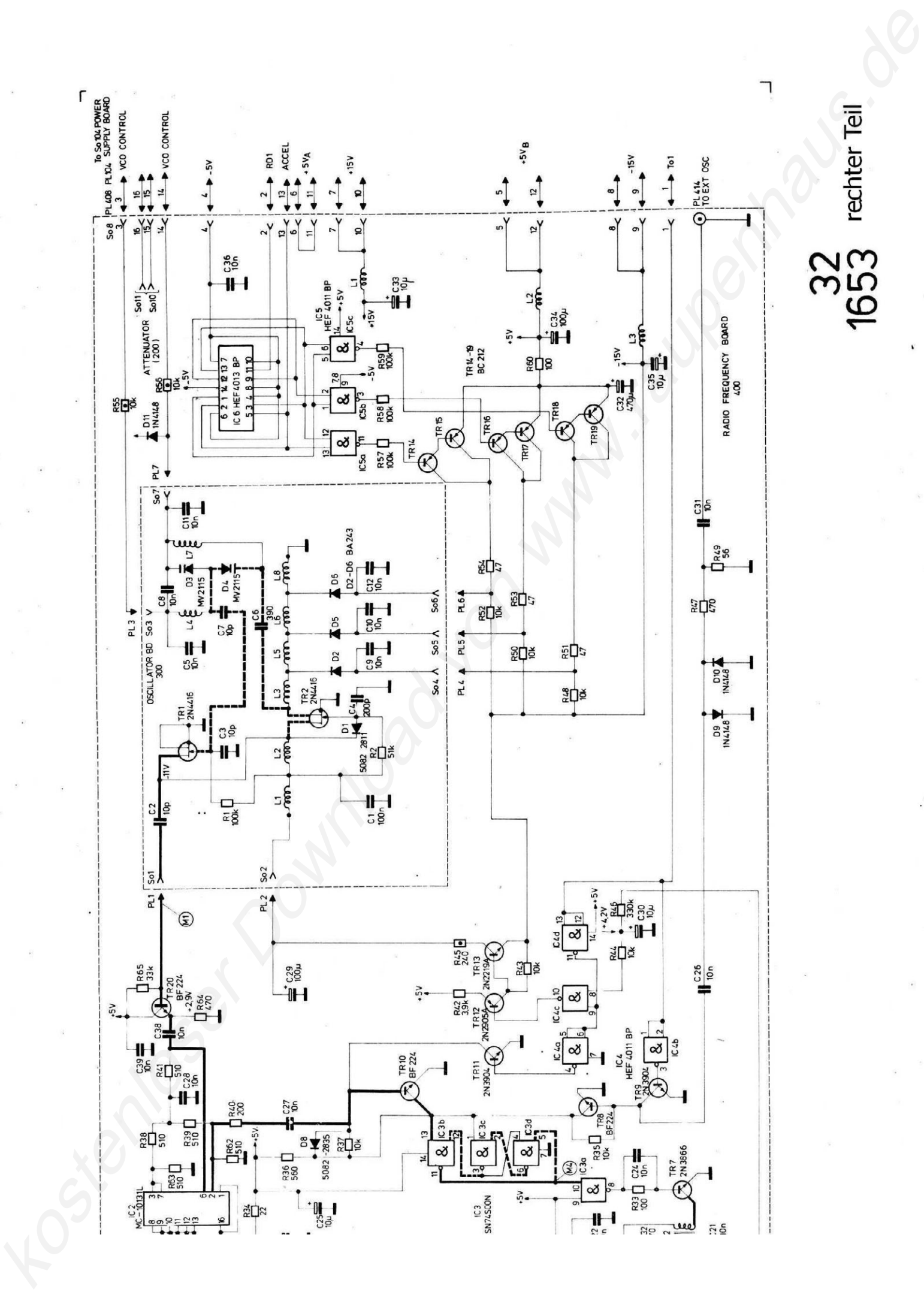
POWER SUPPLY BOARD

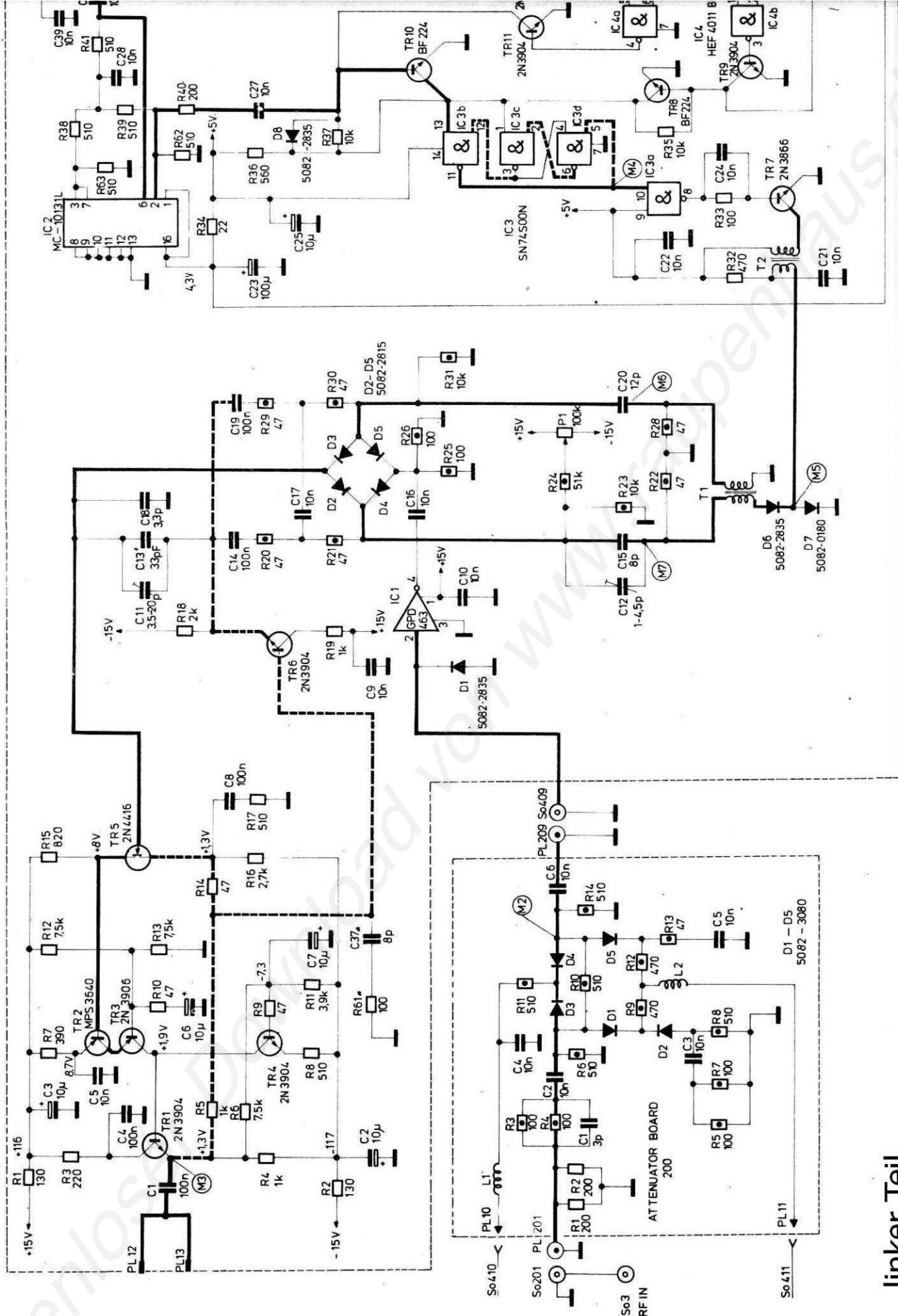


31
1653 linker Teil



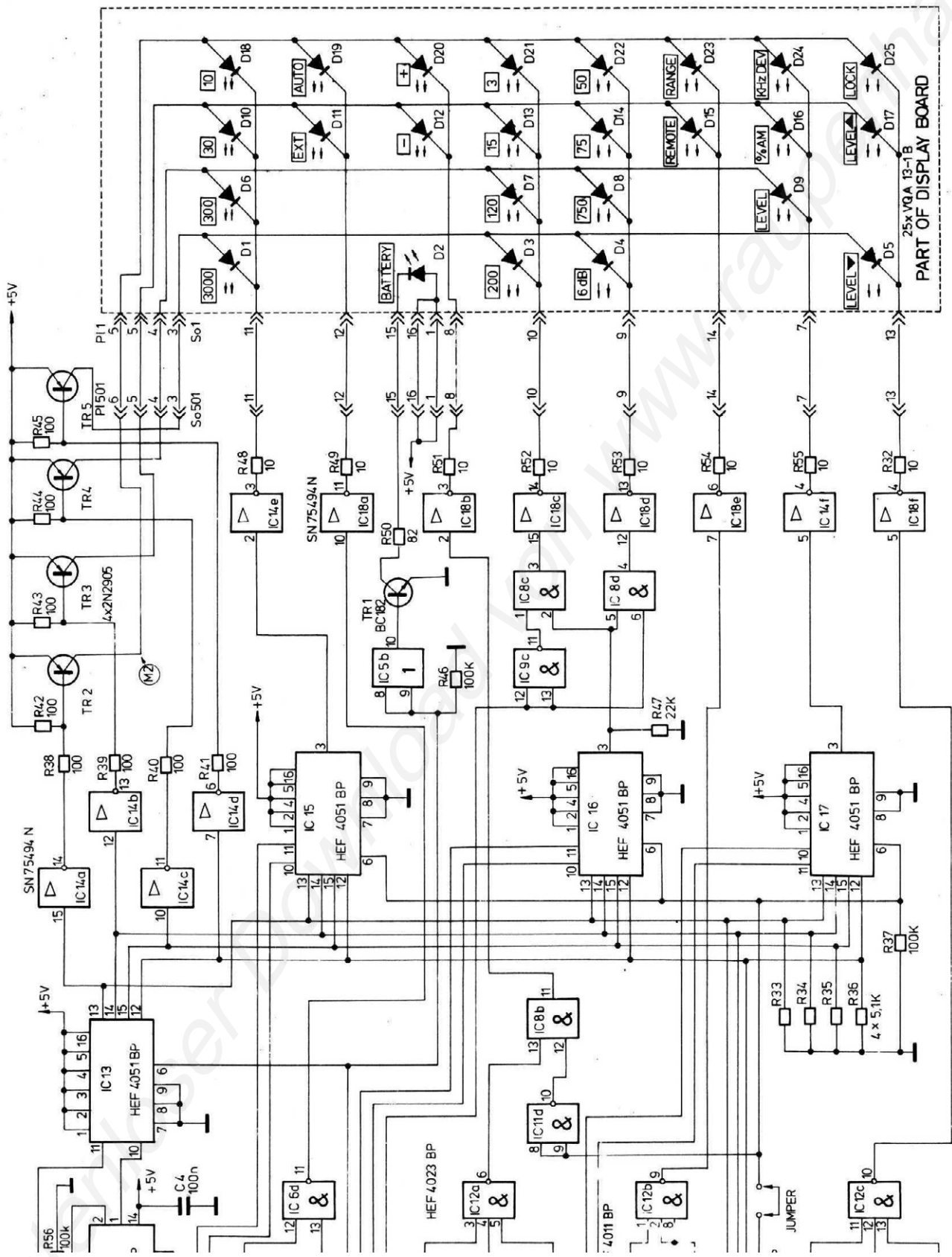
32
1653 rechter Teil



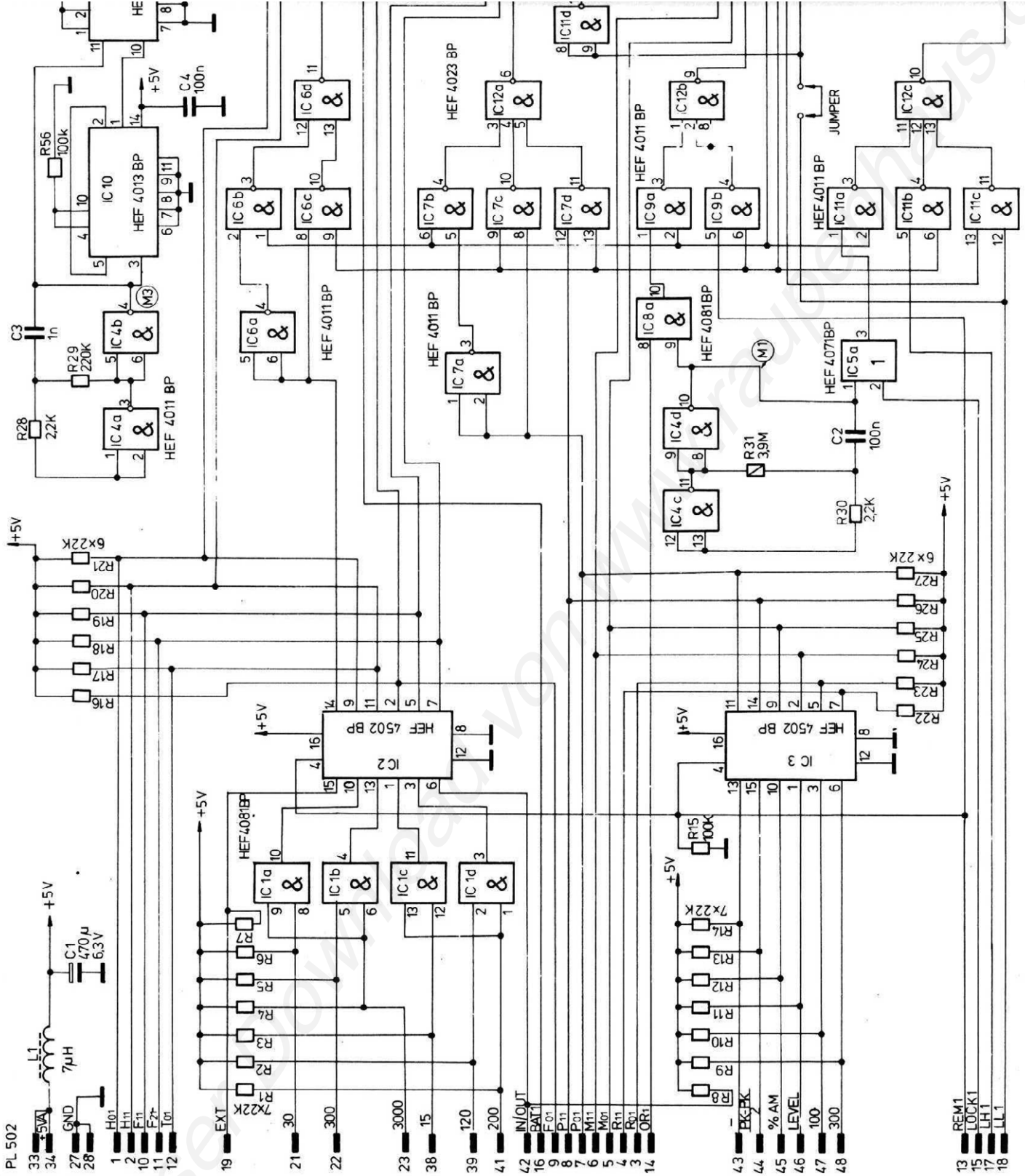


32
1653 linker Teil

RF ASSEMBLY



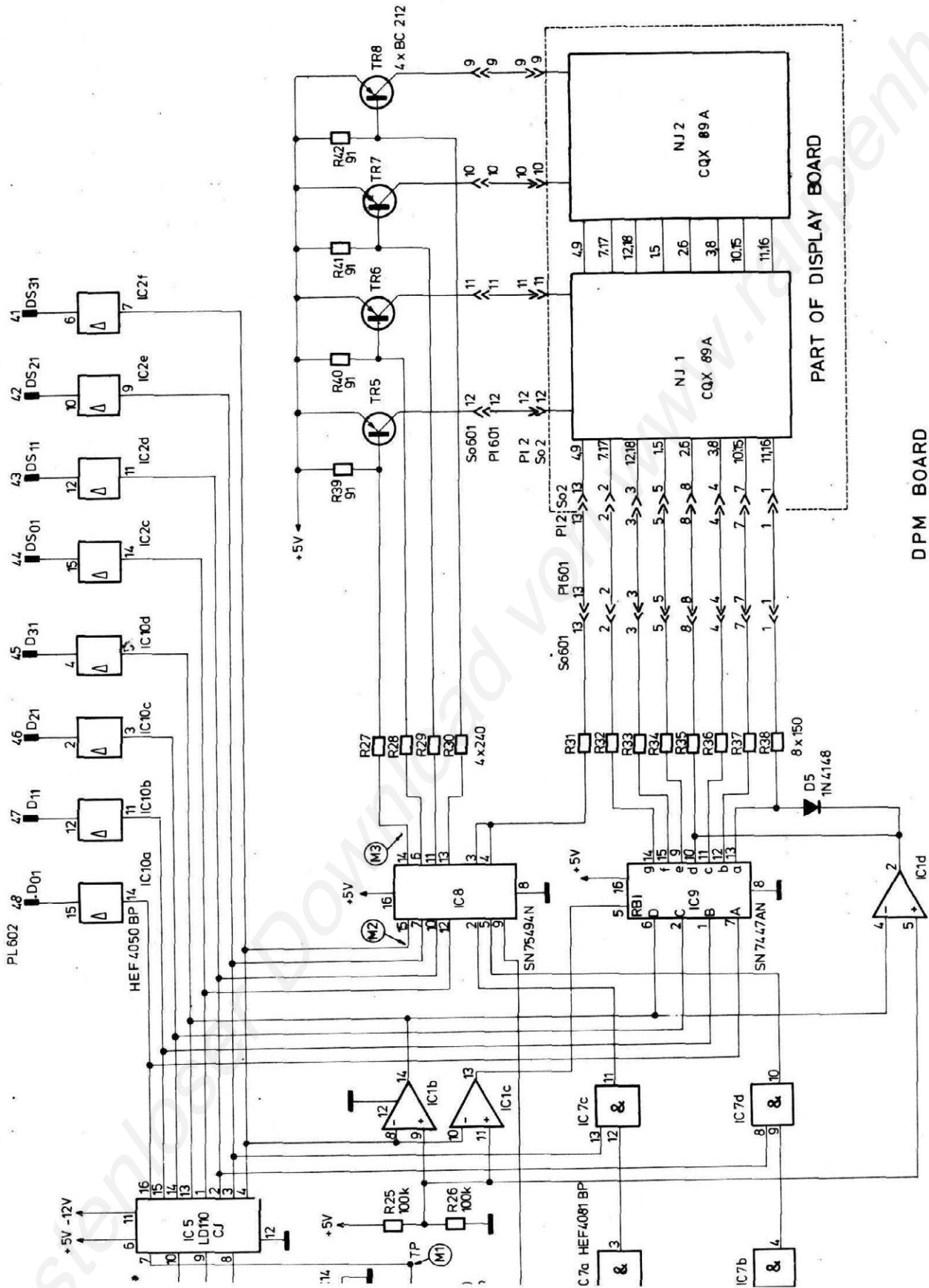
33
1653
rechter Teil



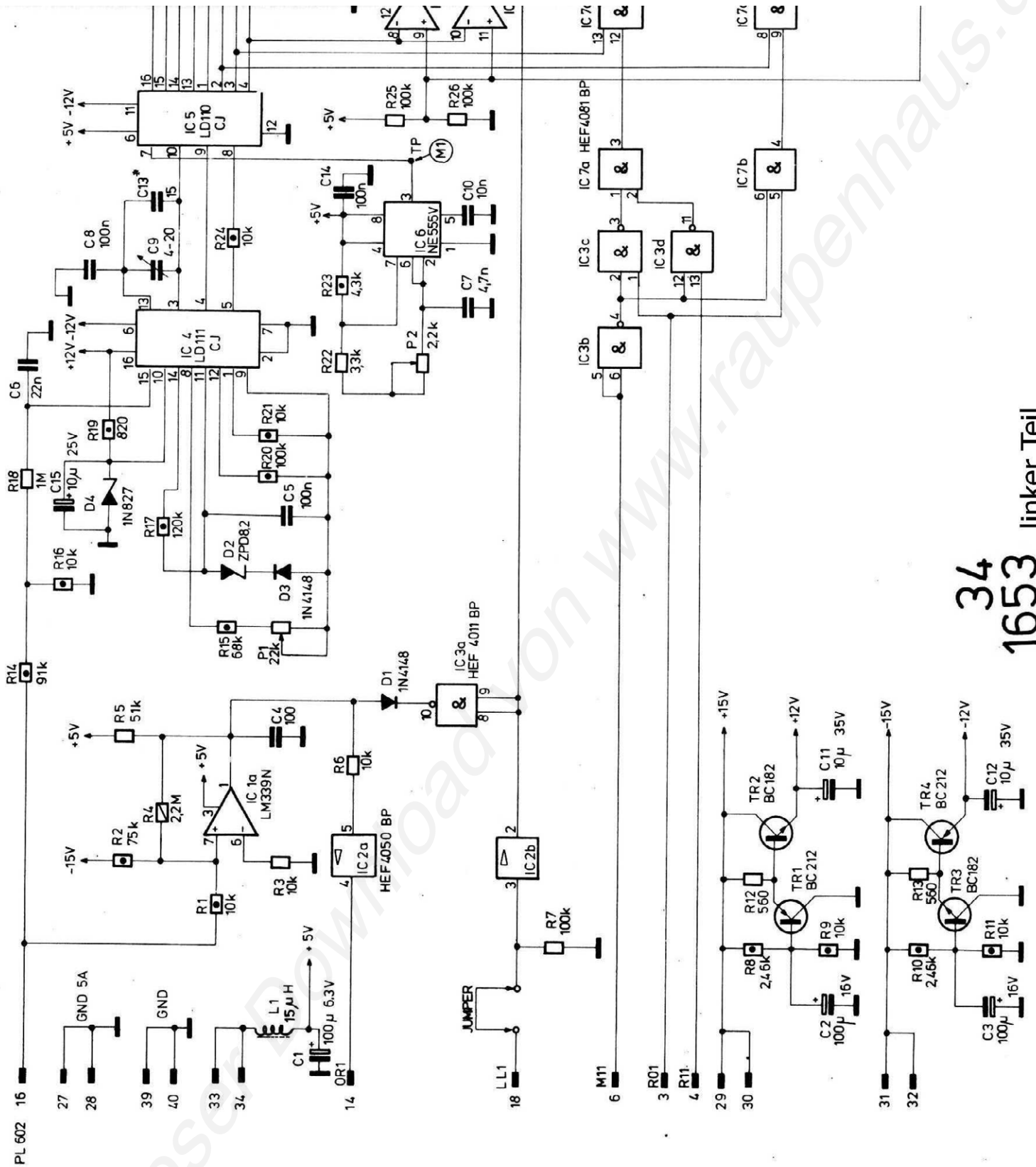
33
1653

linker Teil

LOGIC BOARD

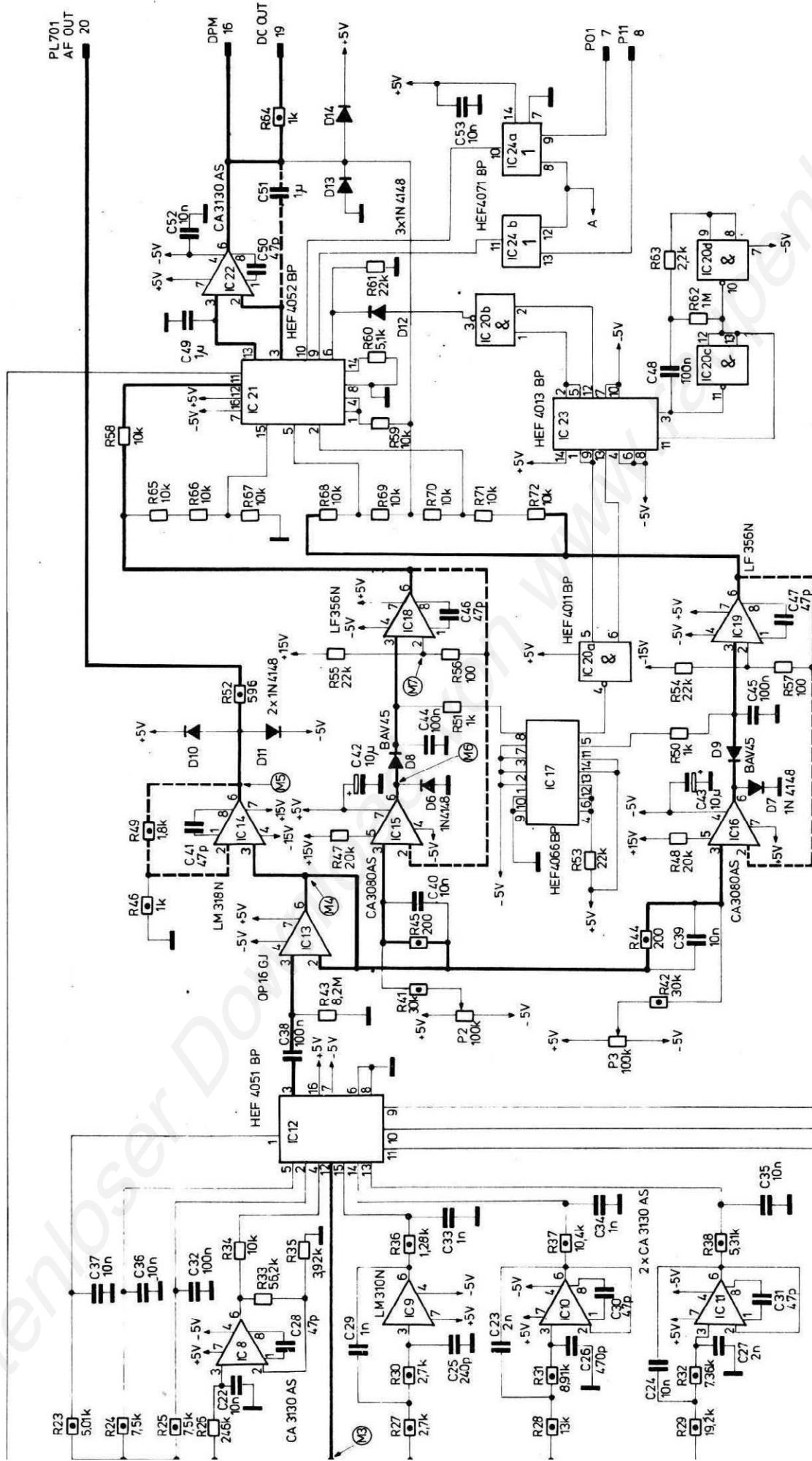


DPM BOARD
600



DPM BOARD 600

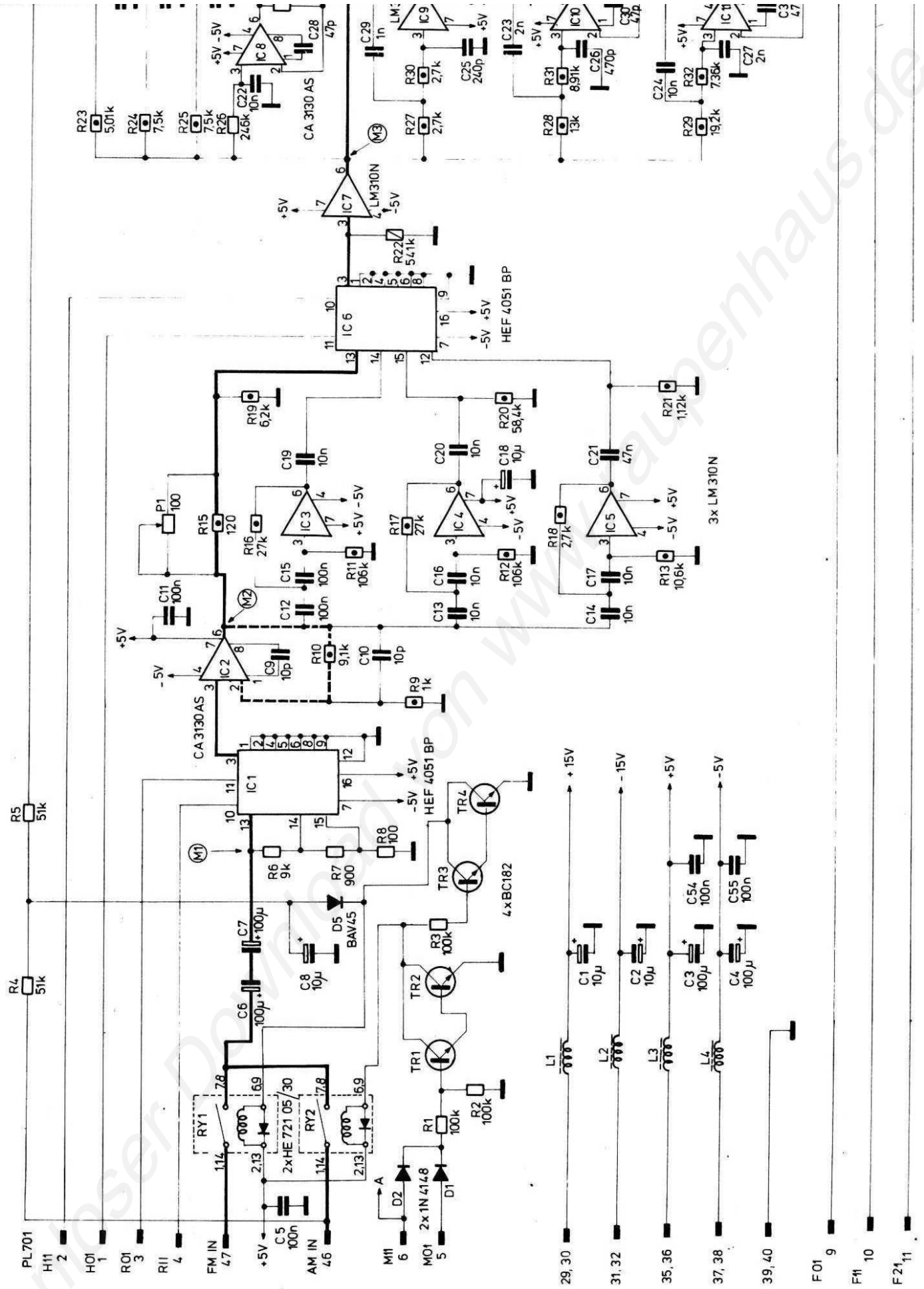
34
1653 linker Teil



700 AUDIO BOARD

35
1653

rechter Teil

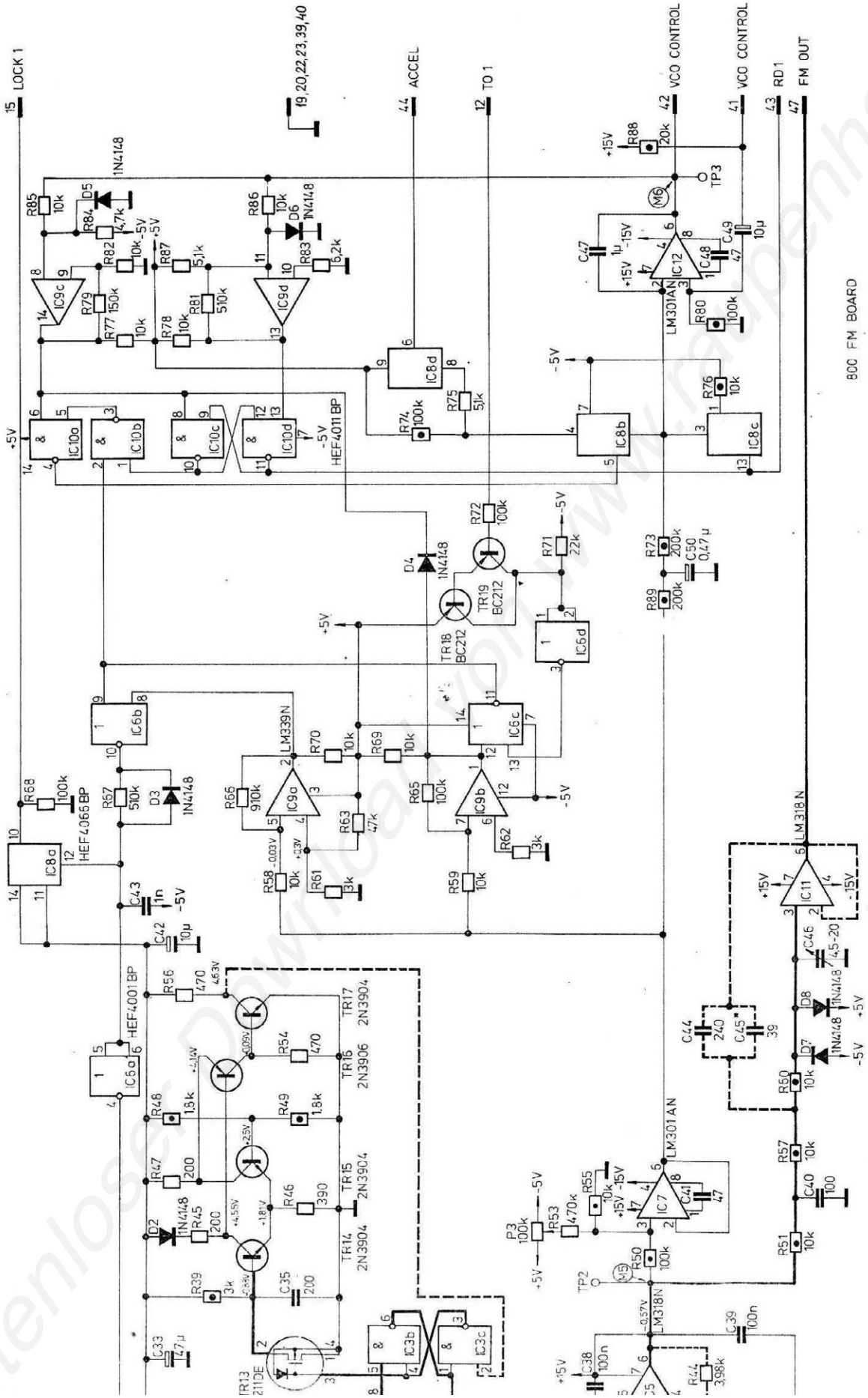


700 AUDIO BOARD

35
1653

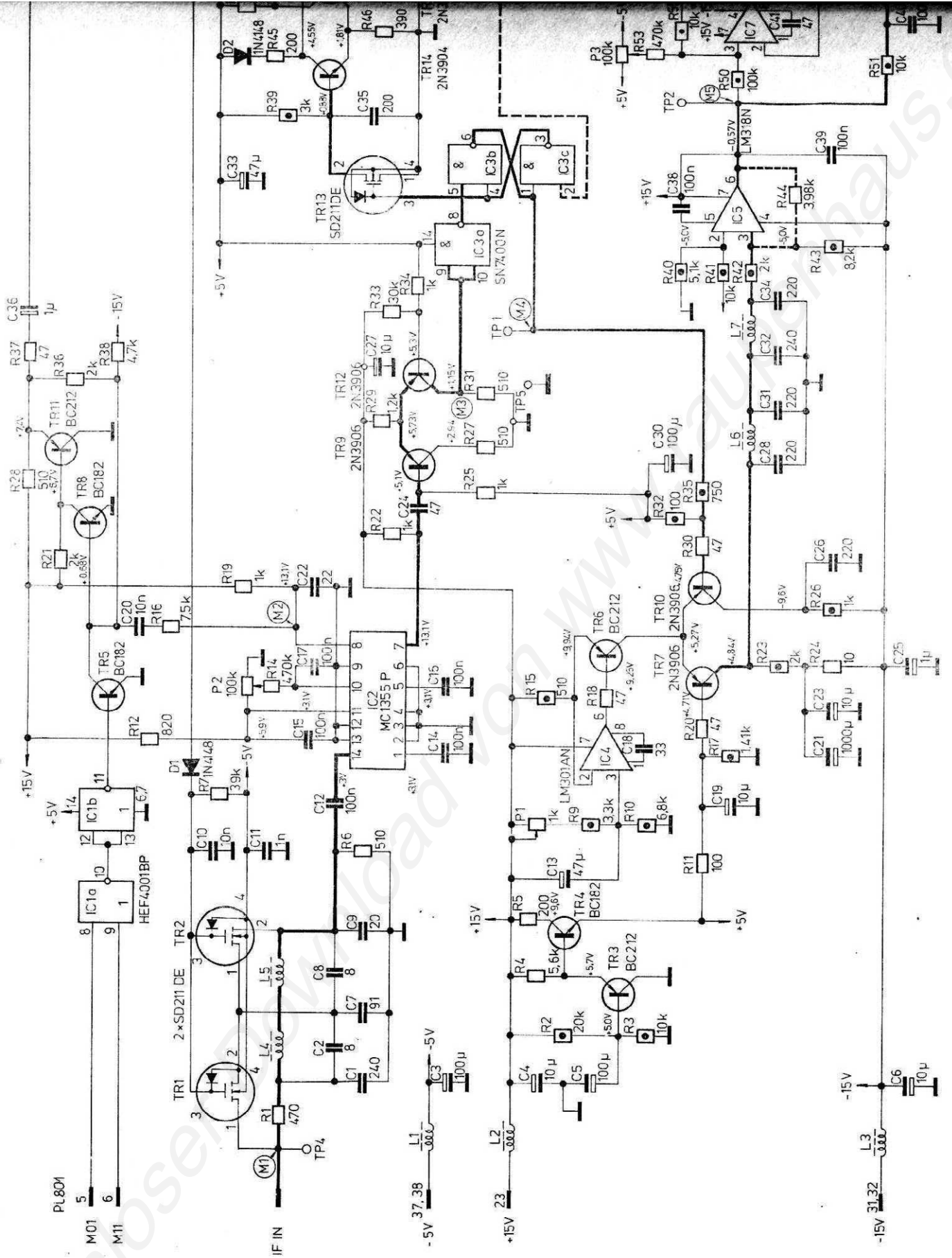
linker Teil

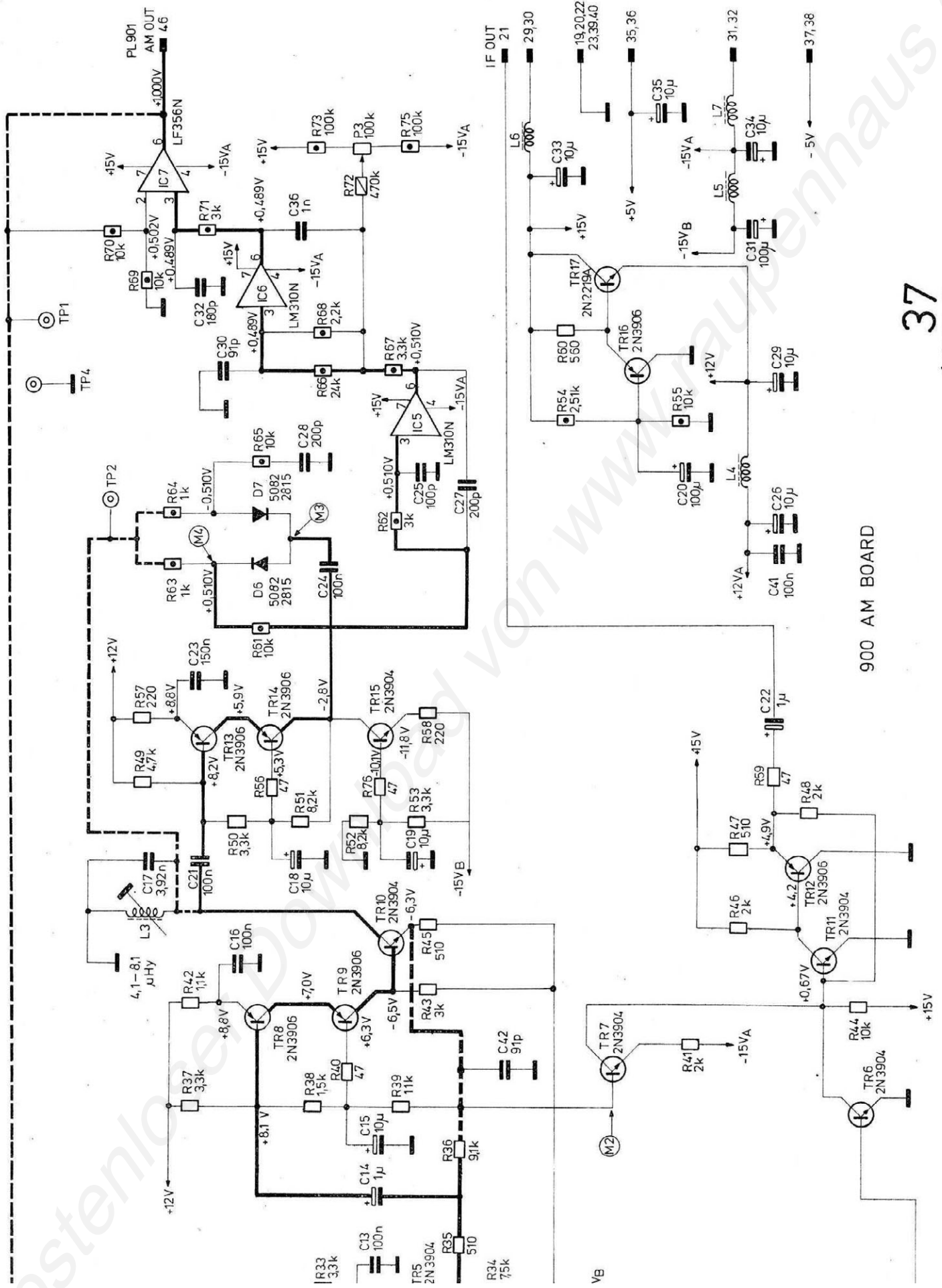
21 IF OUT



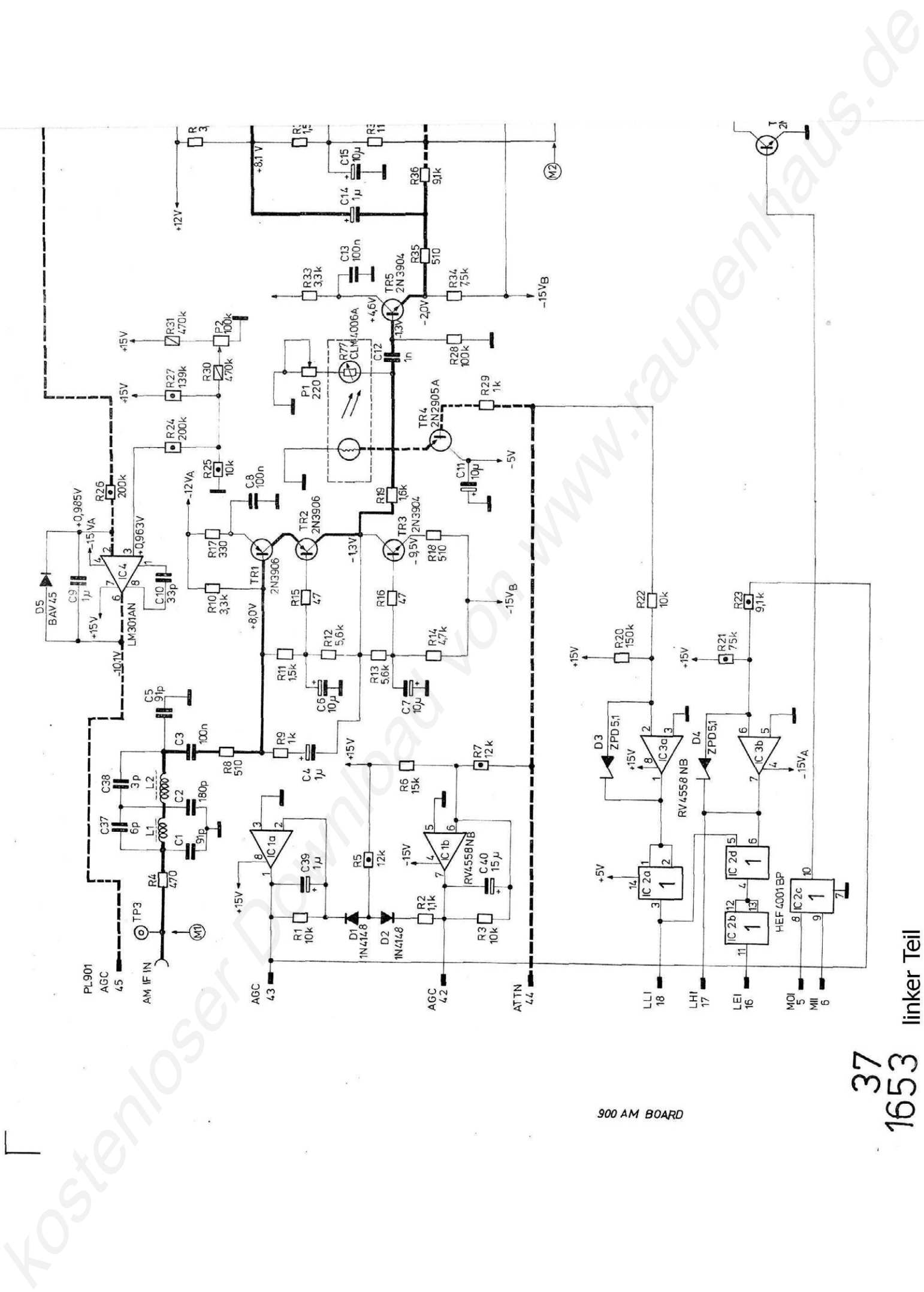
800 FM BOARD

36
1653
rechter Teil





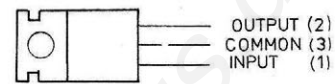
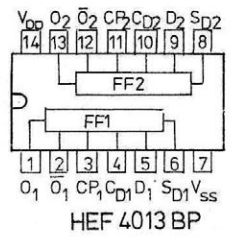
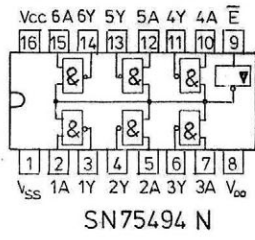
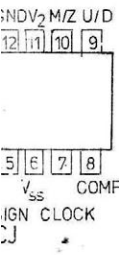
37
1653 rechter Teil



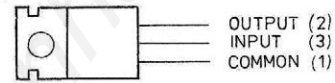
900 AM BOARD

37
1653

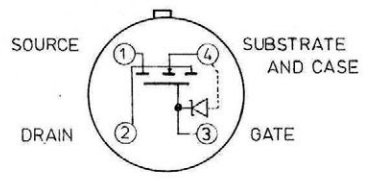
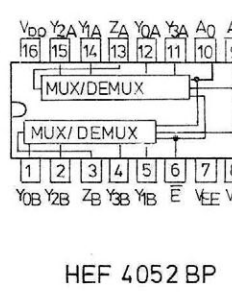
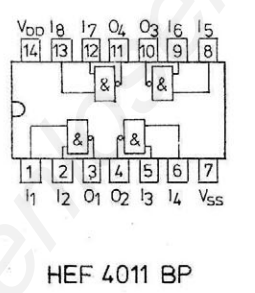
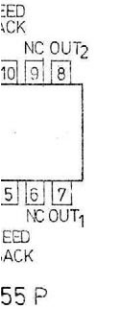
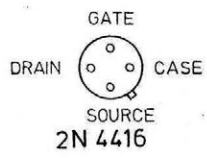
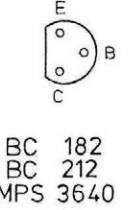
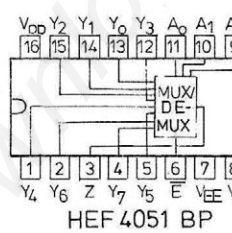
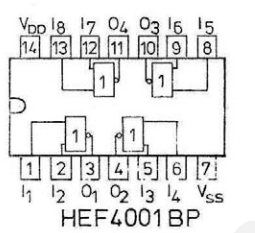
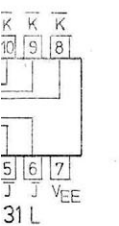
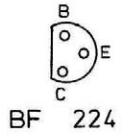
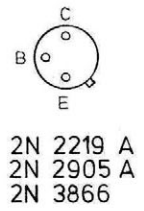
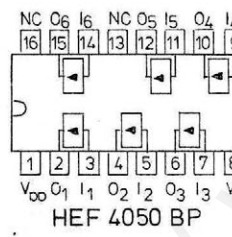
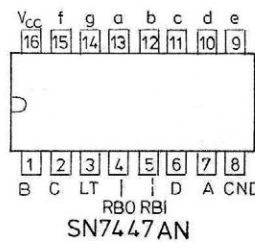
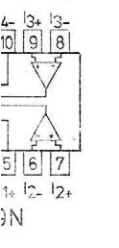
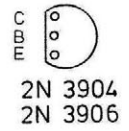
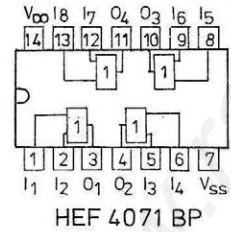
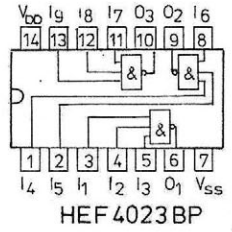
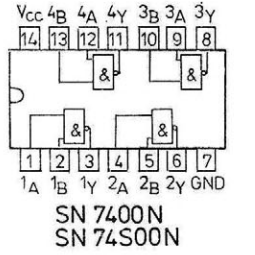

linker Teil

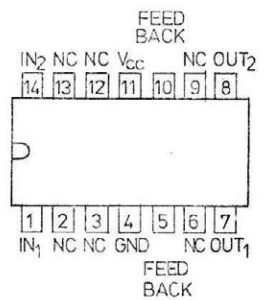
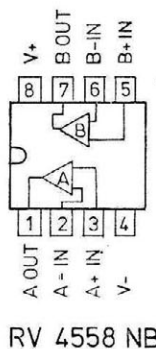
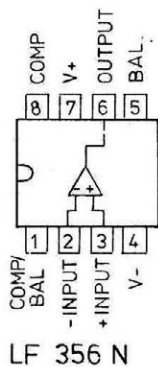
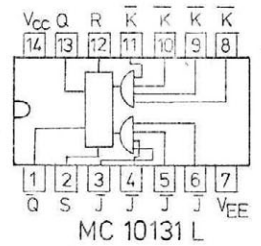
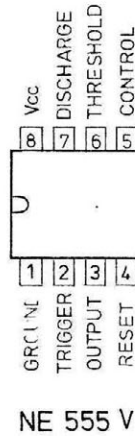
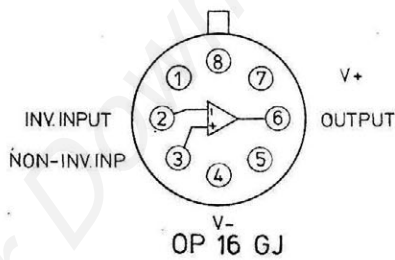
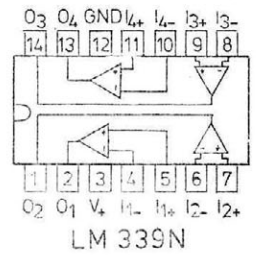
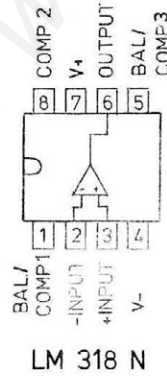
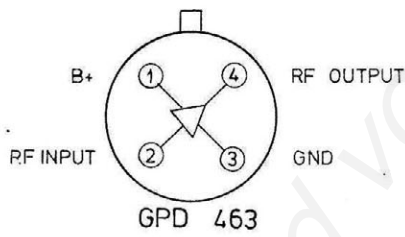
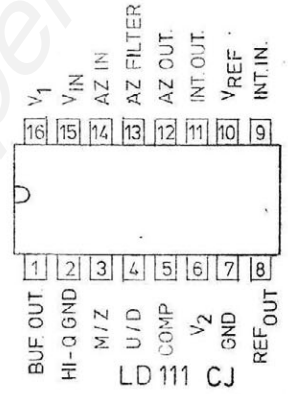
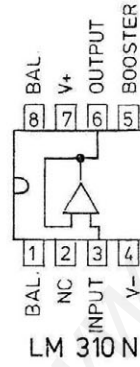
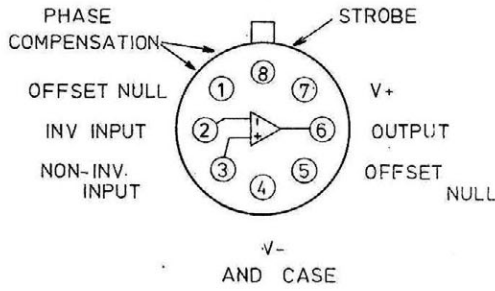
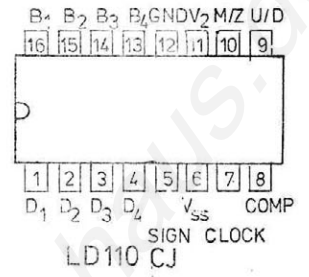
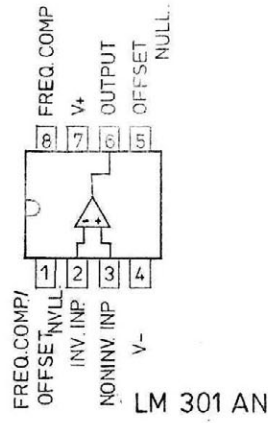
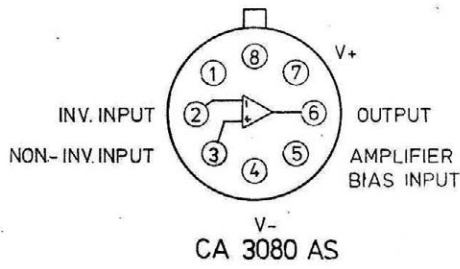


7805 UC



7905 UC





IC & TRANSISTOR PIN CONFIGURATIONS
(IC TOP VIEW, TRANSIST. BELOW VIEW)

38
1653

linker Teil

So 107

CONNECTS TO PL 701
AUDIO BOARD

So 108

CONNECTS TO PL 801
ON FM BOARD

So 109

CONNECTS TO PL 901
ON AM BOARD

So 110

CONNECTS TO PL 1201
ON BATTERY BOARD
AND
TO PL 1002
ON PROCESSOR BOARD

1 N/C
2 N/C
3 N/C
4 N/C
5 N/C
6 N/C
7 N/C
8 N/C
9 N/C
10 N/C
11 N/C
12 N/C
13 N/C
14 N/C
15 N/C
16 N/C
17 N/C
18 N/C
19 DC OUT TO REAR PANEL So7
20 N/C
21 N/C
22 N/C
23 N/C
24 N/C
25 N/C
26 N/C
27 N/C
28 N/C
29 N/C
30 N/C
31 N/C
32 N/C
33 N/C
34 N/C
35 N/C
36 N/C
37 N/C
38 N/C
39 N/C
40 N/C
41 N/C
42 N/C
43 N/C
44 N/C
45 N/C
46 N/C
47 N/C
48 N/C

B1
B2
B3
B4
B5
B6
B7
B8
B9
B10
B11
B12
B13
B14
B15
B16
B17
B18
B19
B20
B21
B22
B23
B24
B25
B26
B27
B28
B29
B30
B31
B32
B33
B34
B35
B36
B37
B38
B39
B40
B41
B42
B43
B44
B45
B46
B47
B48

A1 TO PL 103/10
A2 TO PL 103/9
A3 TO PL 103/8
A4
A5 N/C
A6 N/C
A7 N/C
A8 N/C
A9 N/C
A10 N/C
A11 TO +15PWR SUPPLY
A12 N/C
A13 N/C
A14 N/C
A15 TO -15 PWR SUPPLY
A16 N/C
A17 N/C
A18 N/C
A19 TO +5VA PWR SUPPLY
A20 N/C
A21 N/C
A22 TO -5V PWR SUPPLY
A23 N/C
A24 N/C
A25 N/C
A26 N/C
A27
A28
A29
A30
A31
A32
A33
A34
A35
A36
A37
A38
A39
A40
A41 N/C
A42 N/C
A43 TO -10(-)PWR SUPPLY
A44 TO +10(+PWR SUPPLY
A45 BAT (+)
A46
A47
A48 BAT (-)

SO 104
CONNECTS TO So 408
ON RF ASSEMBLY BD.

1 To 1
3 VCO CONTROL
14 VCO CONTROL
15 AGC
16 AGC
7 +15V
10
8 -15V
9
6 +5VA
11
5 +5VB
12
4 -5V
2 RD1
13 ACCEL

39
1653


rechter Teil

PL 103
CONNECTS TO So 8
ON POWER SUPPLY BOARD

So 105
CONNECTS TO PL 502
ON LOGIC BOARD

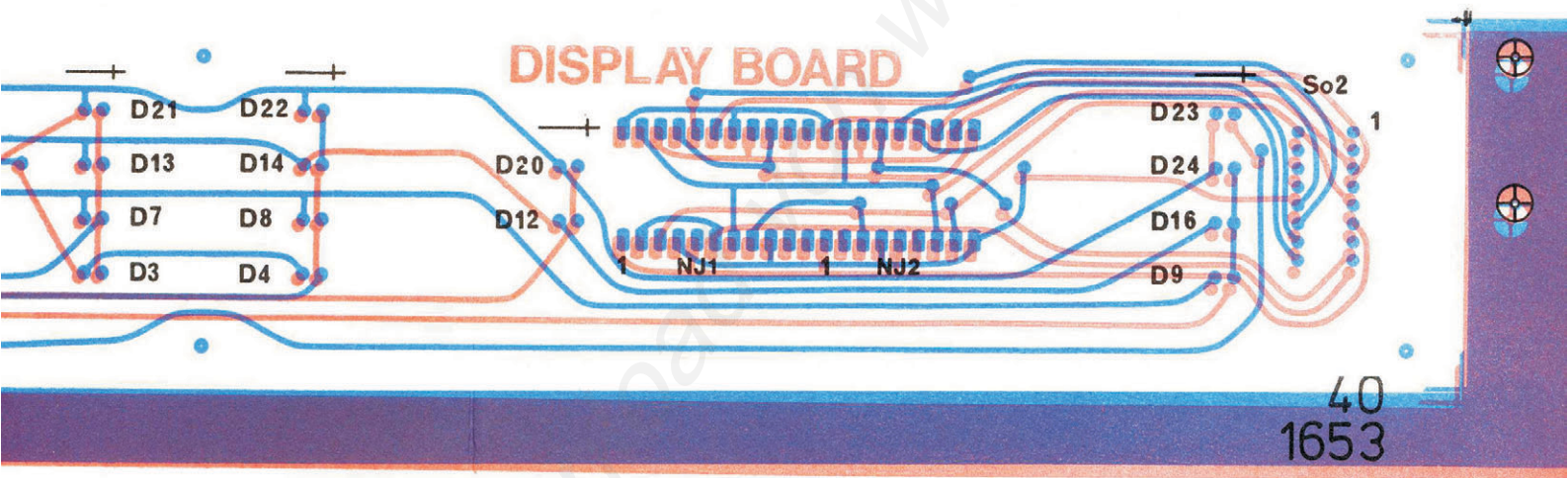
So 106
CONNECTS TO PL 602
ON DPM BOARD

So 107
CONNECTS TO PL 701
ON AUDIO BOARD

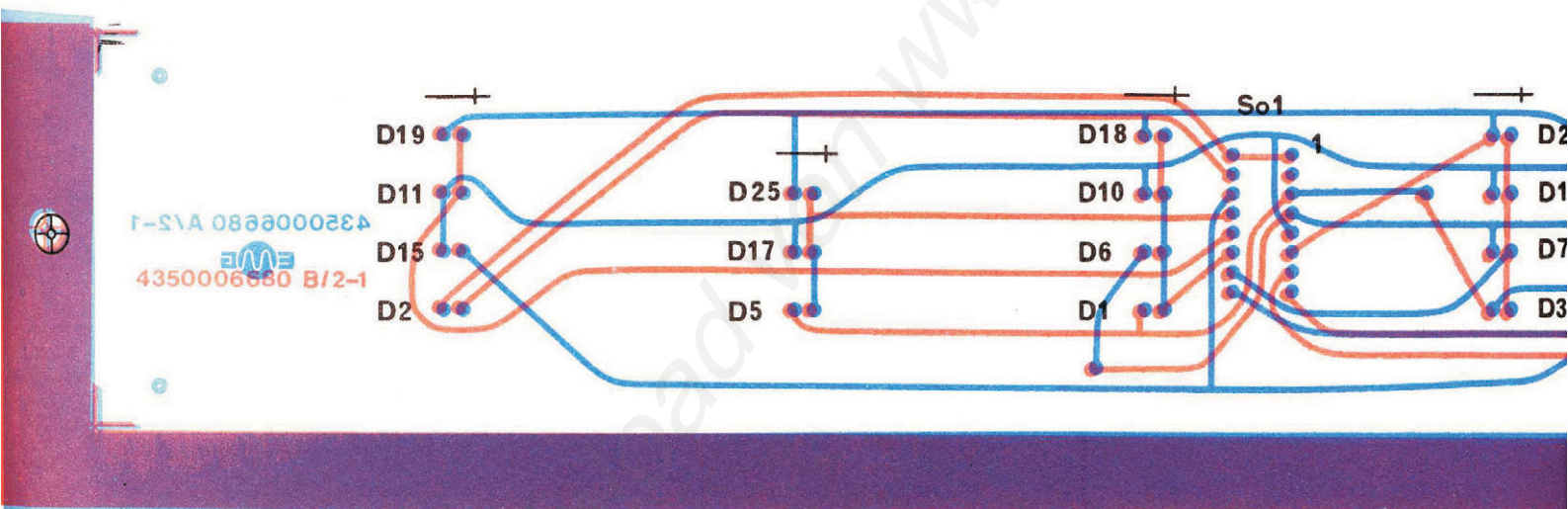


WIRING DIAGRAM
(POWER SUPPLY BOARD)

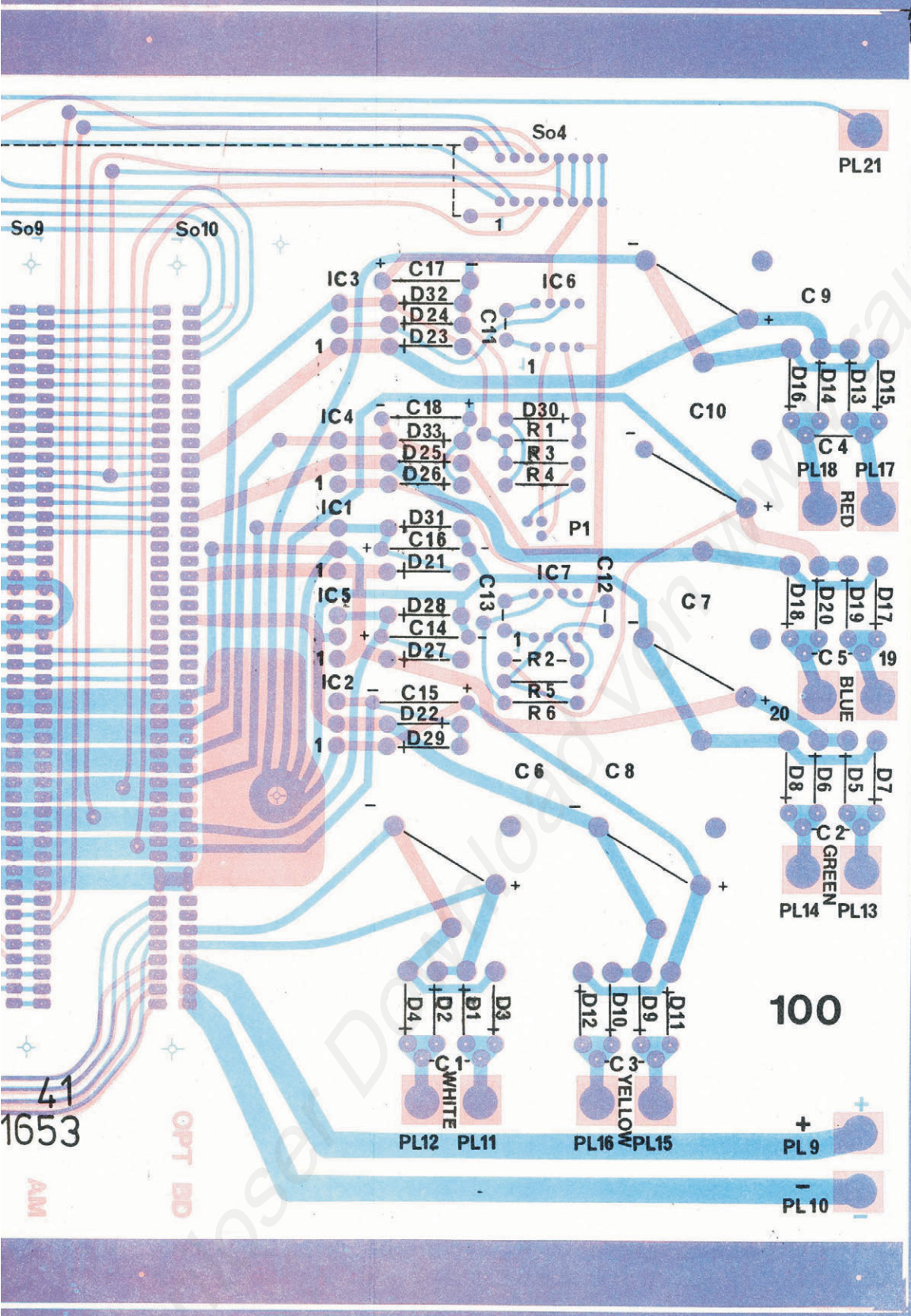
39
1653
linker Teil



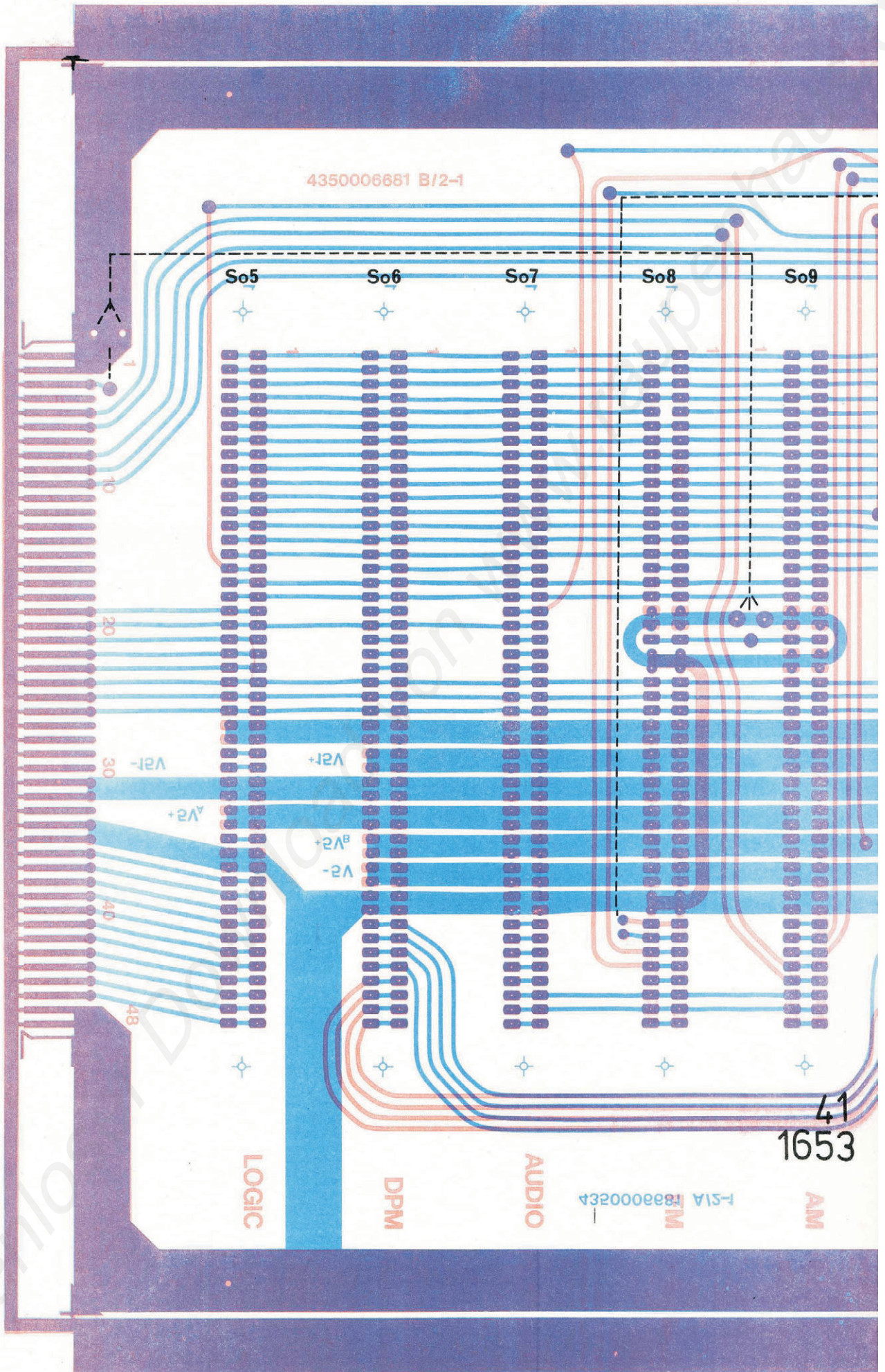
rechter Teil



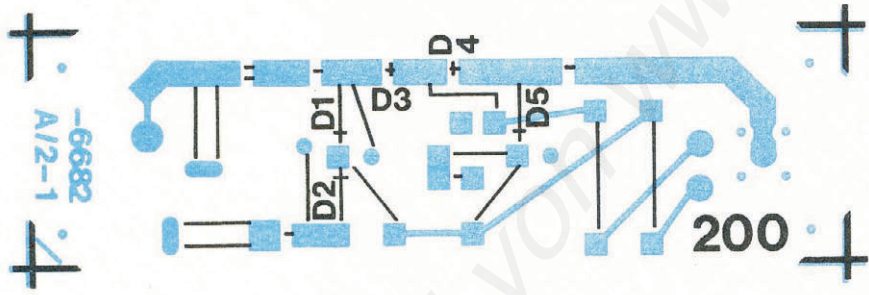
40
1653
linker Teil



rechter Teil

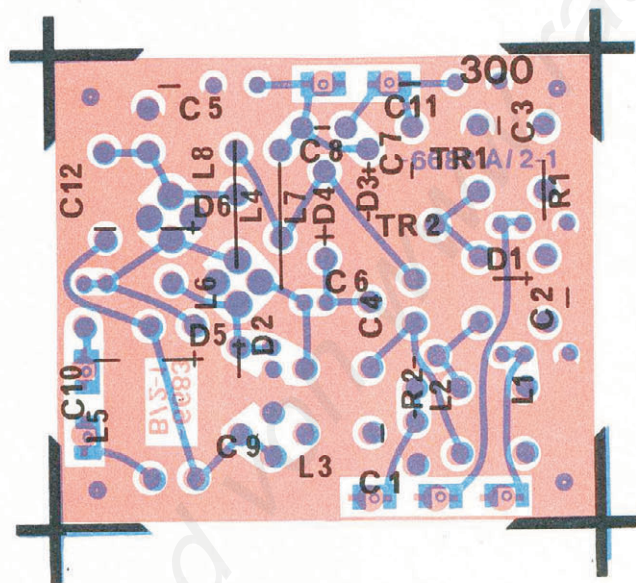


41
1653
linker Teil



42
1653

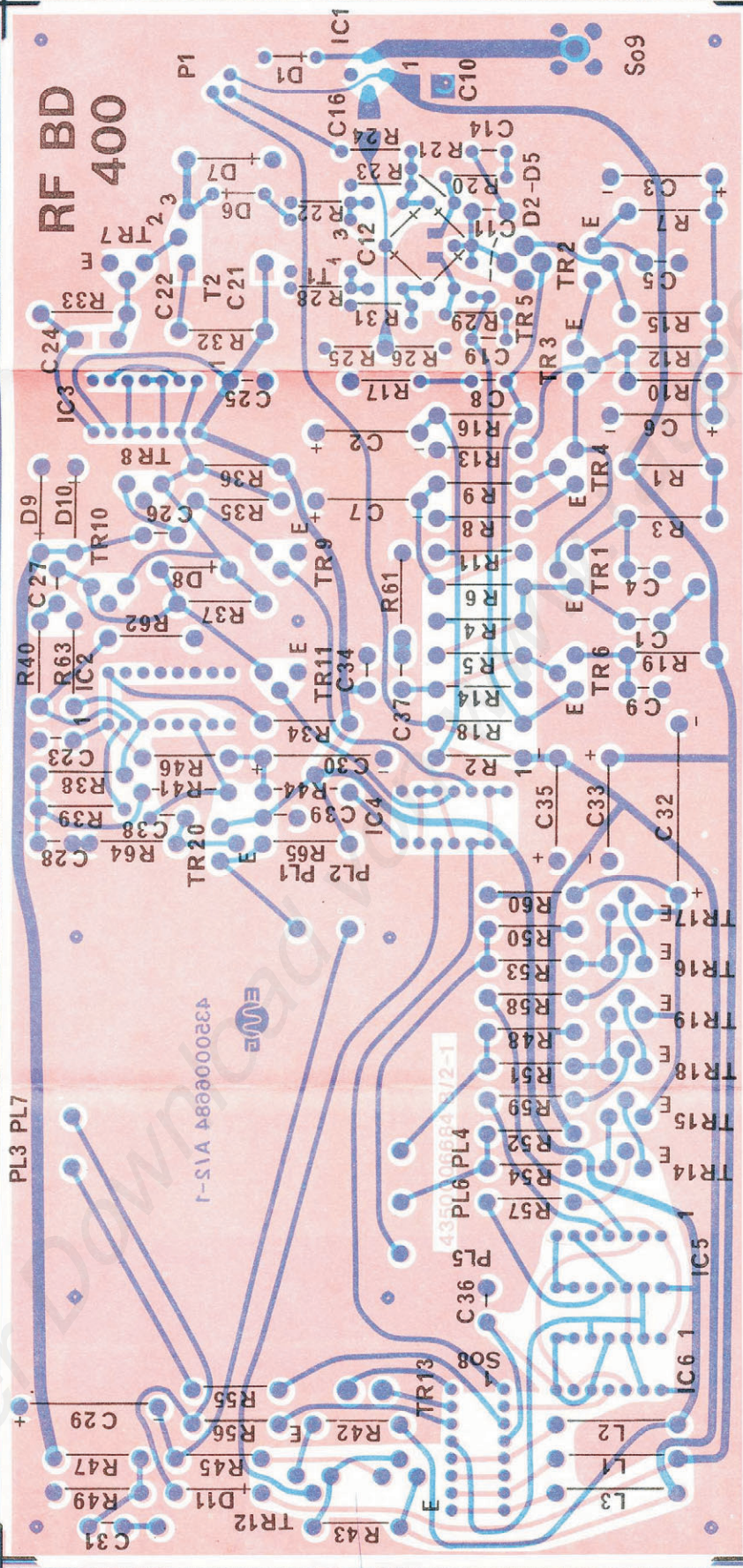
Kostenloser Download von www.raupenhaus.de



43
1653

Kostenloser Download von www.kraupenhaus.de

RF BD 400



PL3 PL7

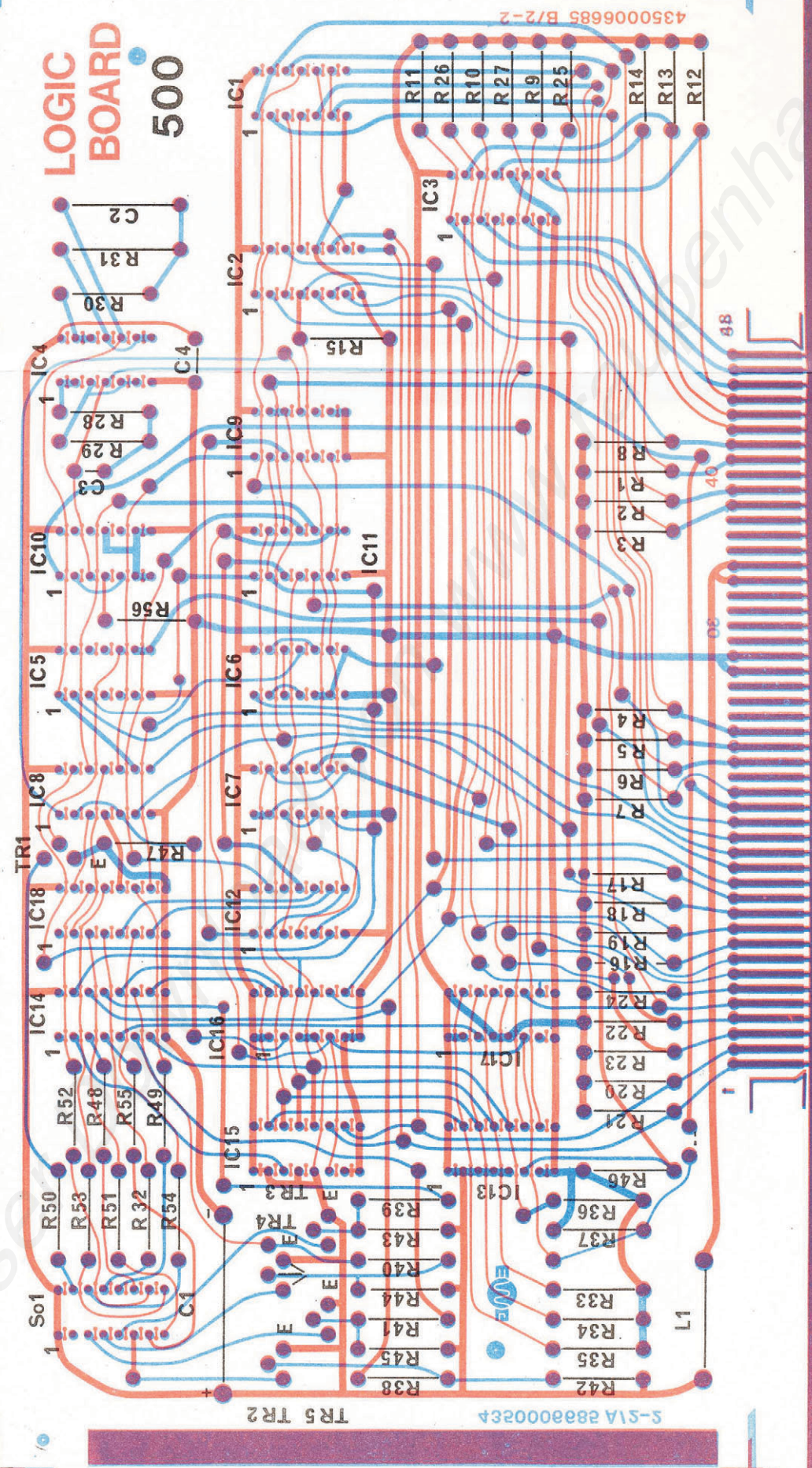
1-S1A 4888000284



4350006884 3/2-1

44
1653
shens.de

LOGIC BOARD 500

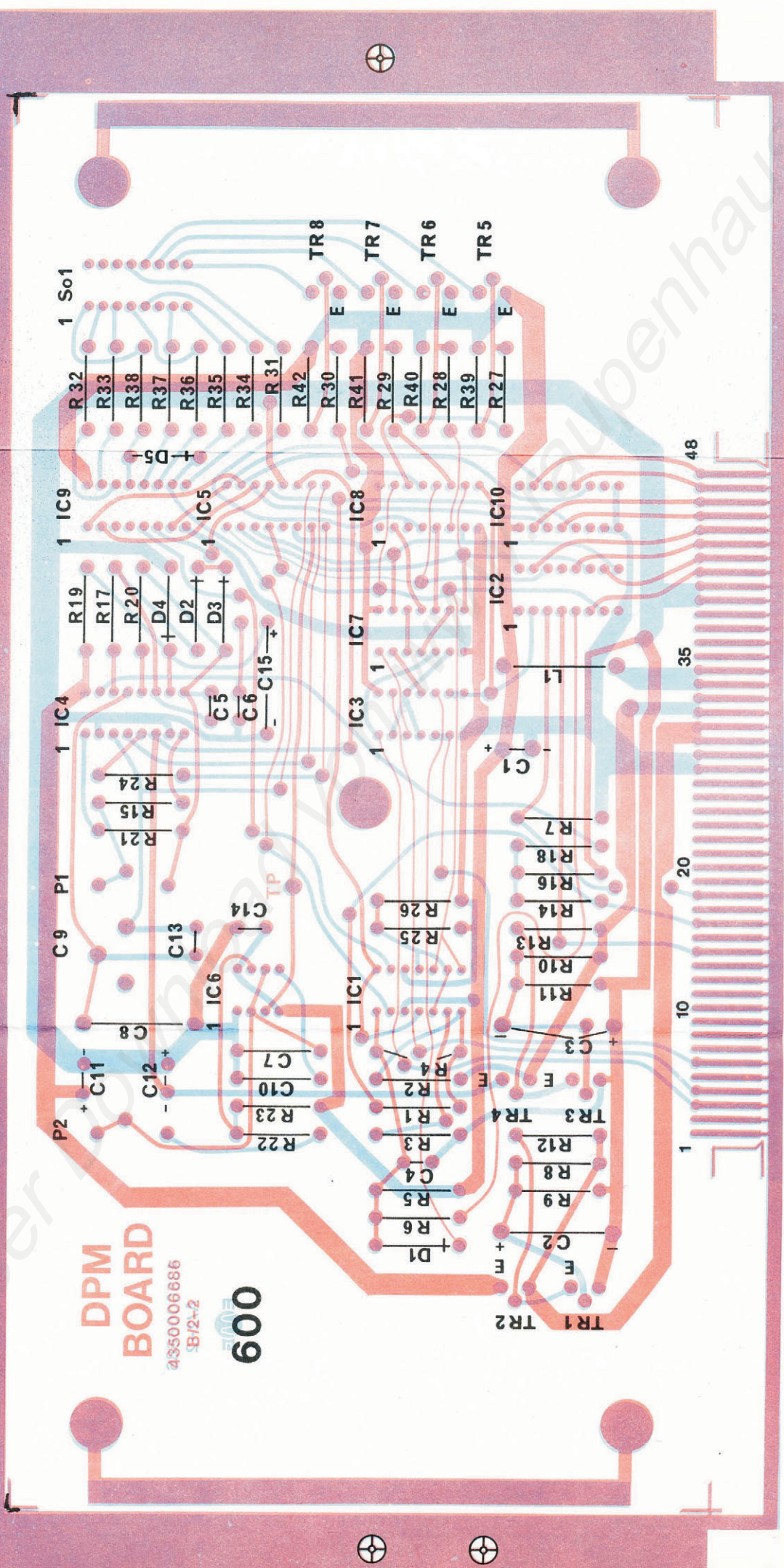


45
1653


DPM BOARD

4350006686
SB/2-2

600

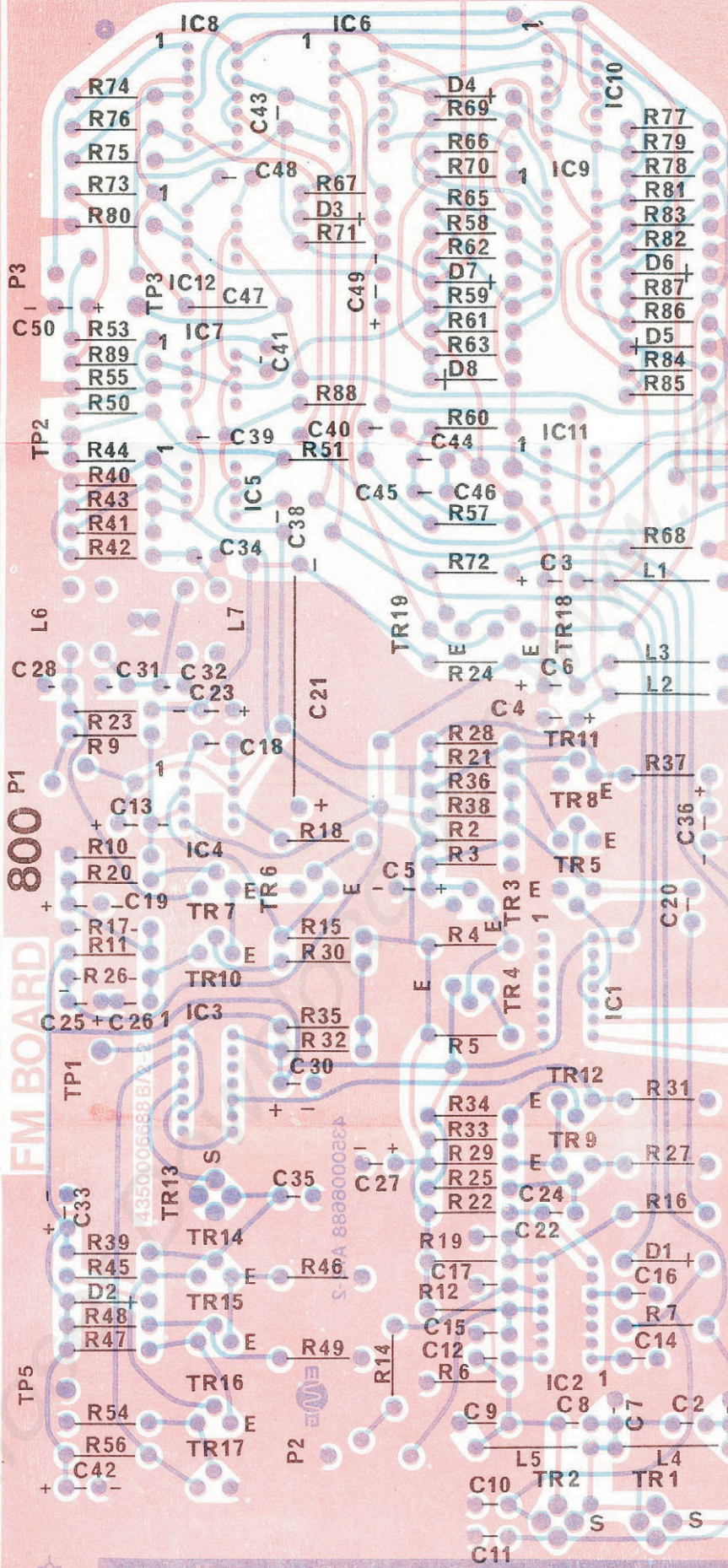


Kostenlos




47
1653

FM BOARD 800 P1



48
1653

AM BOARD 900



S-SIA e8880003E3
4350006689 B/2-2
TP3

49
1653

Kosten

R,P,C

16538

No	Ω/F	%	W/V	No	Ω/F	%	W/V
R1201	360	5	0,5	C1201	10 μ		25
R1202	10	5	0,5	C1202	1000 μ		25
R1203	33	5	0,5	C1203	1000 μ		25
R1204	680	5	0,5	C1204	1000 μ		16
R1205	10 k	5	0,25	C1205	1000 μ		16
R1206	1 k	5	0,25	C1206	1000 μ		16
R1207	4,7 k	5	0,25	C1207	1 μ		63
R1208	4,7 k	5	0,25				
P1201	2,2 k	10	0,5				

BATTERY BOARD

2.

16538

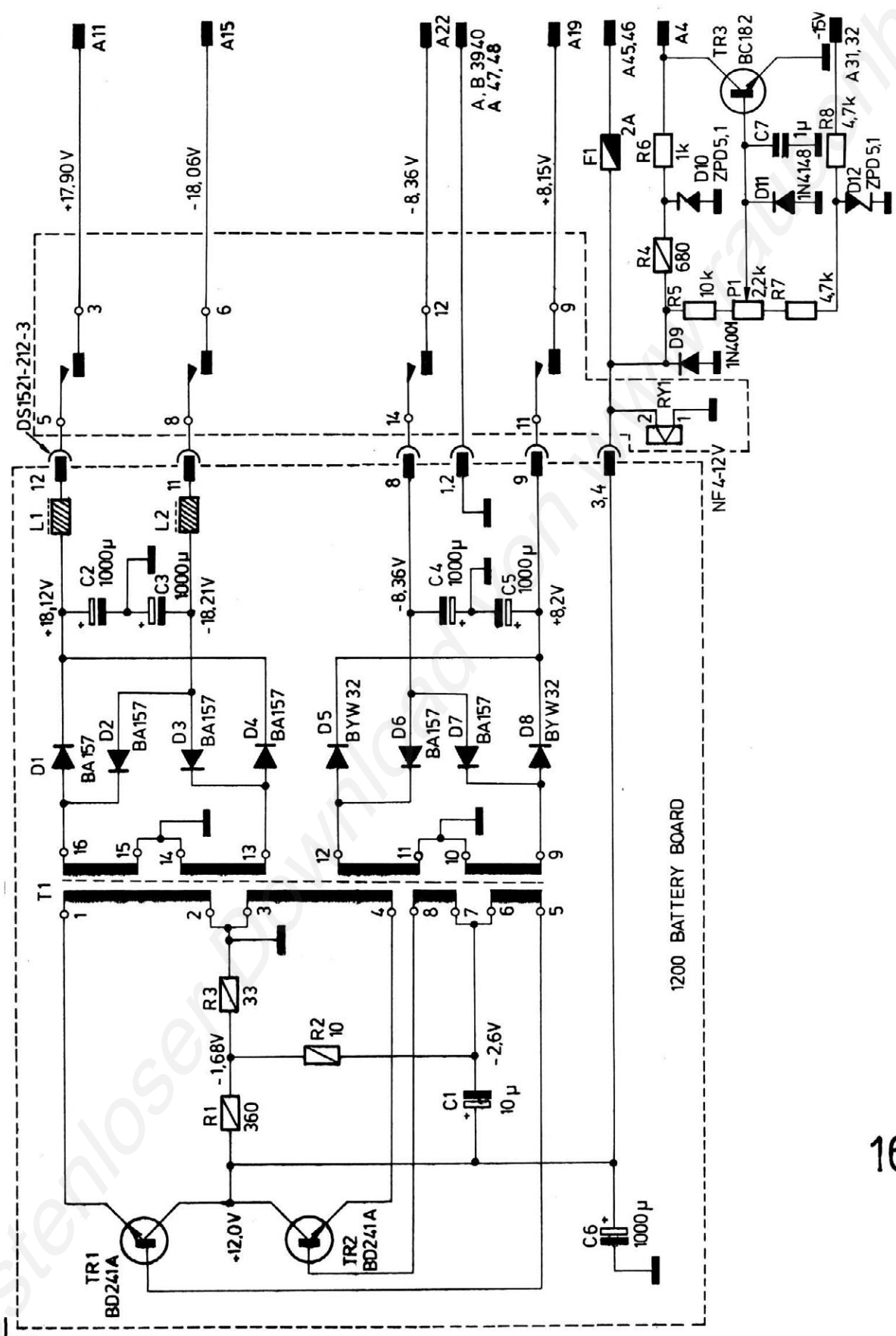
No		No	
D1201	BA157	TR201	BD241A
D1202	BA157	TR202	BD241A
D1203	BA157	TR203	BC182
D1204	BA157		
D1205	BYW32	L1201	7260000840
D1206	BA157	L1202	7260000840
D1207	BA157		
D1208	BYW32	T1201	3861000302
D1209	1N4001		
D1210	ZPD5,1	RY1201	NF4-12V
D1211	1N4148		
D1212	ZPD5,1	F1201	FST+2A+5x20

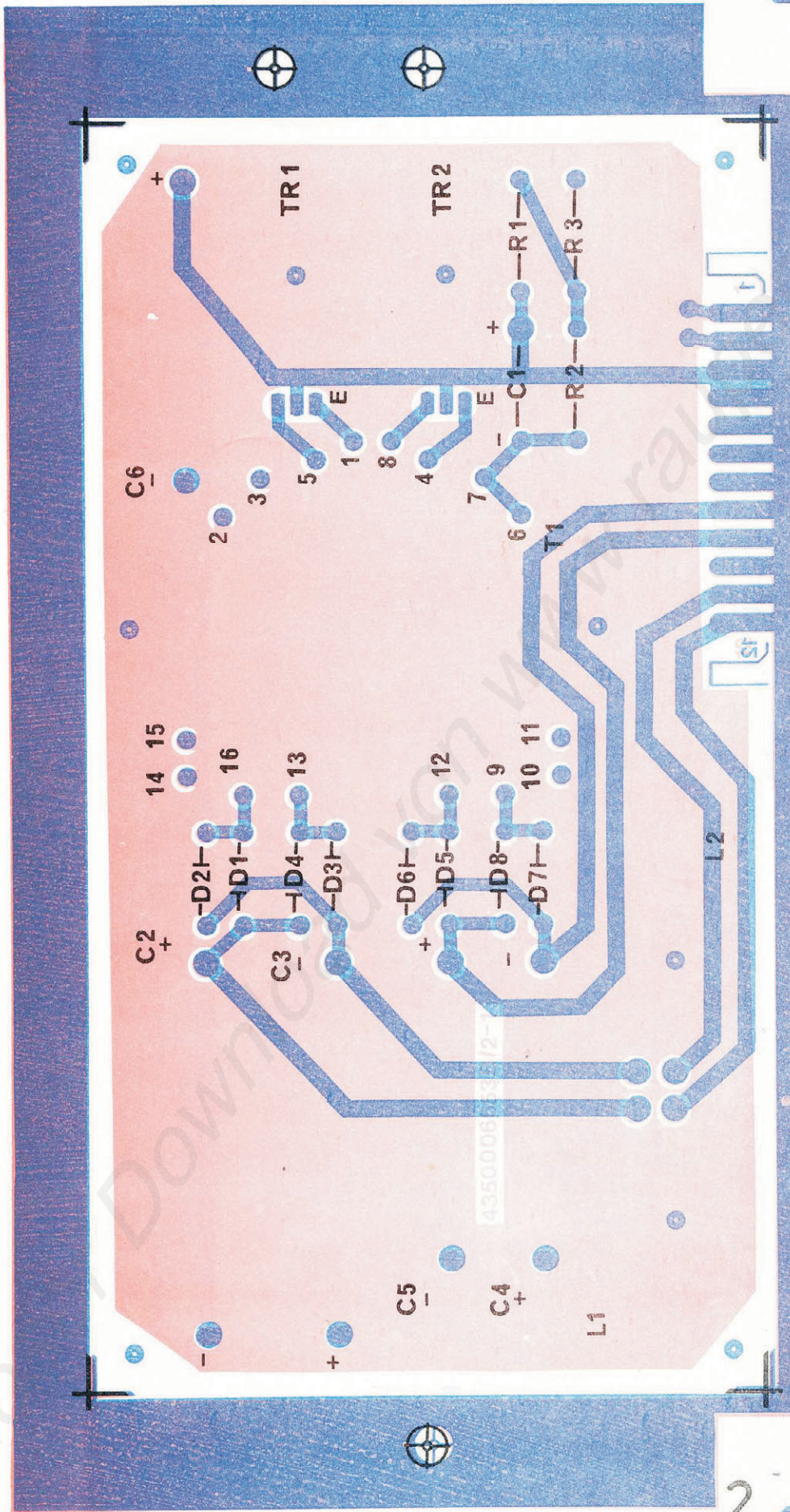
16538

1

BATTERY BOARD

2

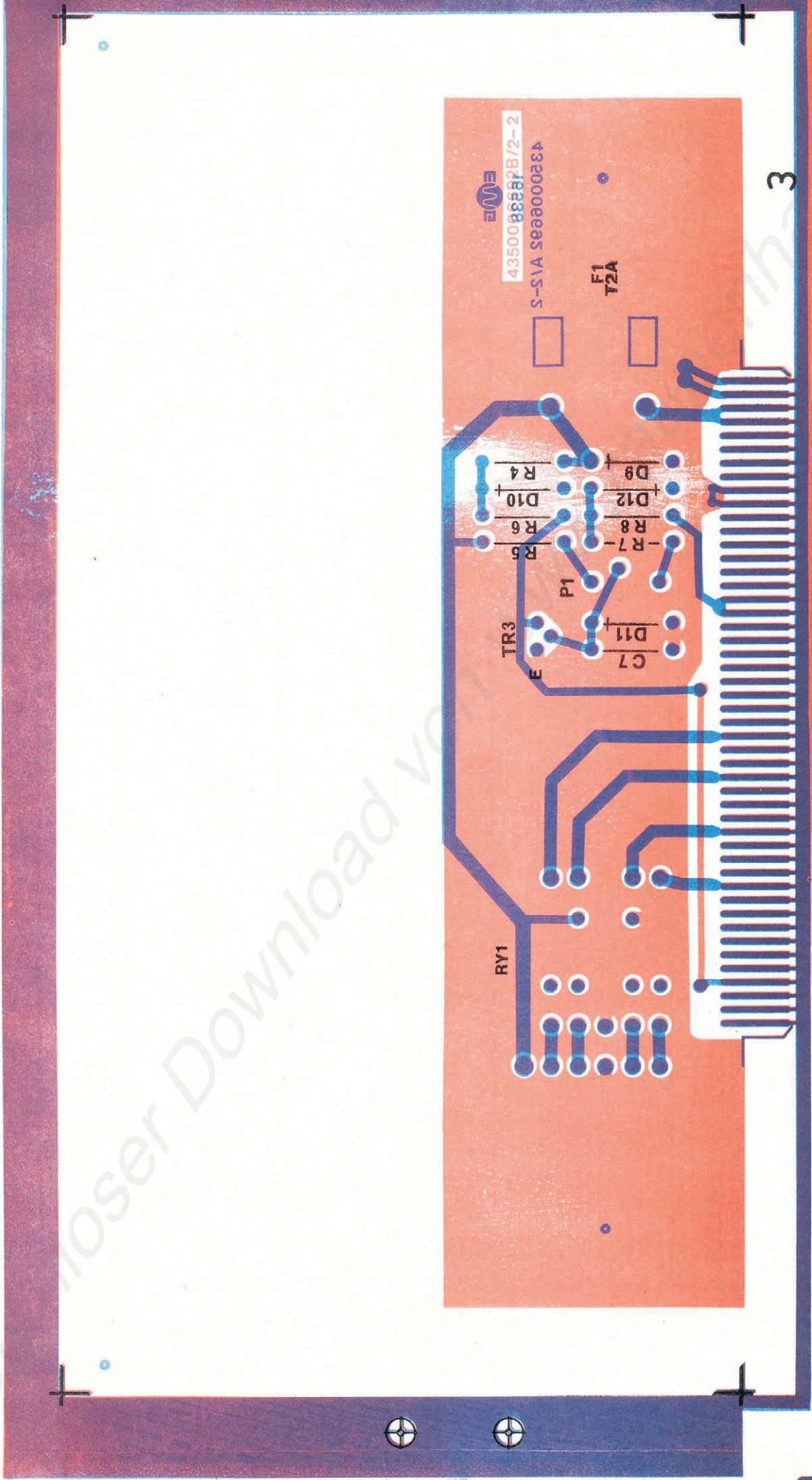




16538

2

Kostenlos Download von www.komponenten.de



EWB
435008888PB/2-2
S-SIA 999900034

3

16538

R,P,C

16539

No	Ω/F	%	W/V	No	Ω/F	%	W/V
R1101	3 k	5	0,25	R1106	3 k	5	0,25
R1102	3 k	5	0,25	R1107	3 k	5	0,25
R1103	3 k	5	0,25				
R1104	3 k	5	0,25	C1101	33 μ		10
R1105	3 k	5	0,25				

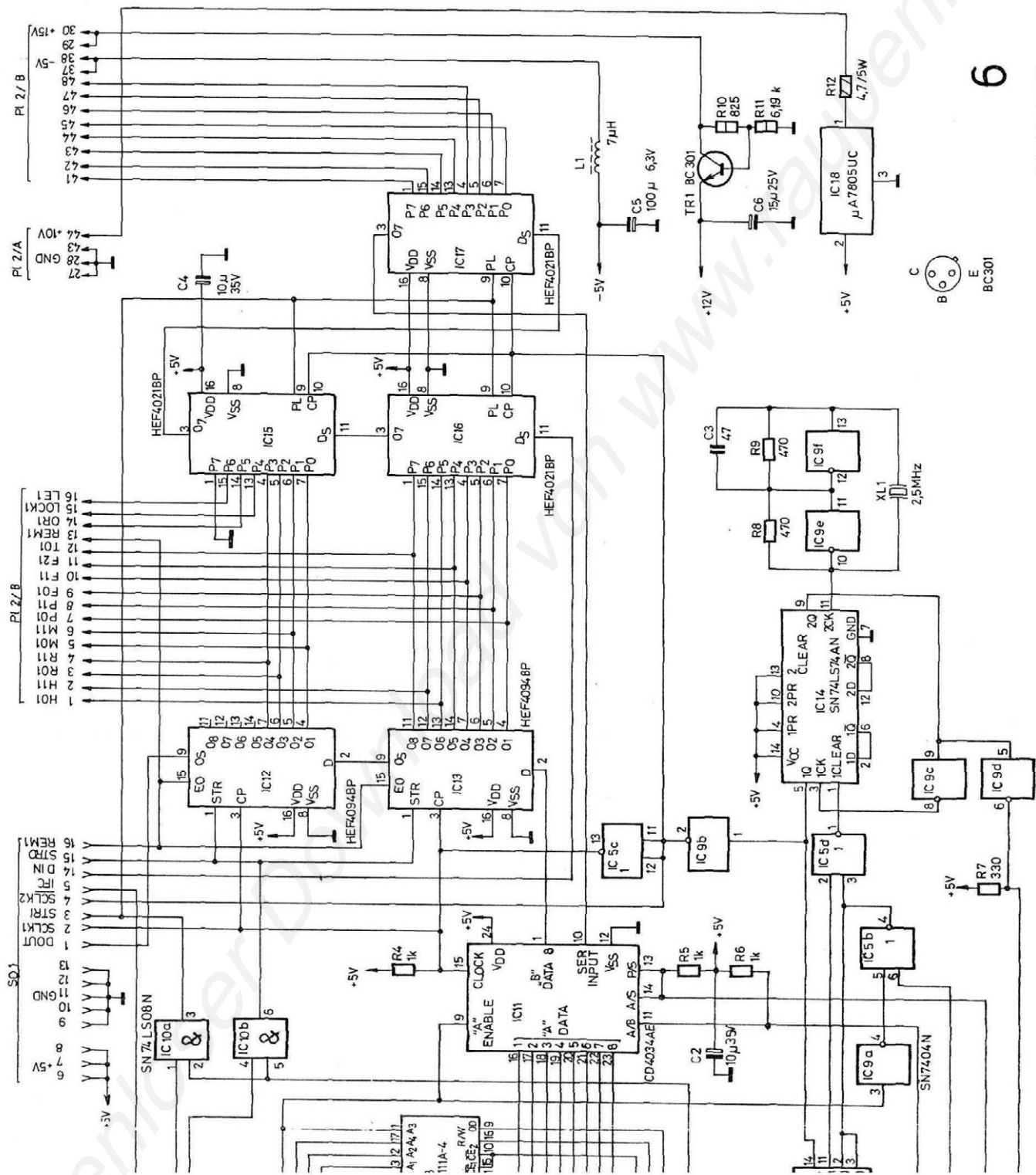
No		No	
IC1101	HEF4094BP	IC1109	HEF4021BP
IC1102	HEF4050BP	IC1110	HEF4094BP
IC1103	SN74LOON	IC1111	HEF4050BP
IC1104	HEF4001BP	IC1112	MC3441AP
IC1105	SN74LS08N	IC1113	MC3441AP
IC1106	MC3441AP	IC1114	HEF4021BP
IC1107	MC3441AP	IC1115	HEF4021BP
IC1108	HEF4013BP		

R,P,C

16539

No	Ω/F	%	W/V	No	Ω/F	%	W/V
R1001	22 k	5,	0,25	C1001	15 μ		25
R1002	22 k	5	0,25	C1002	10 μ		35
R1003	1 k	5	0,25	C1003	47 p	5	500
R1004	1 k	5	0,25	C1004	10 μ		35
R1005	1 k	5	0,25	C1005	100 μ		6,3
R1006	1 k	5	0,25	C1006	15 μ		25
R1007	330	5	0,25				
R1008	470	5	0,25				
R1009	470	5	0,25				
R1010	825	1	0,9				
R1011	6,19 k	1	0,5				
R1012	4,7 k	20	5				


No		No	
D1001	1N4148	IC1011	CD4034
TR1001	BC301	IC1012	HEF4094BP
IC1001	U880D	IC1013	HEF4094BP
IC1002	SN74LS02N	IC1014	SN74LS74AN
IC1003	SN74LS04N	IC1015	HEF4021BP
IC1004	P2111A4	IC1016	HEF4021BP
IC1005	SN74LS02	IC1017	HEF4021BP
IC1006	D2708	IC1018	µA7805UC
IC1007	SN74LS93	L1001	7240000043
IC1008	p2111A4	XL1001	R222314 2,5MHz
IC1009	SN7404N		
IC1010	SN74LS08N		

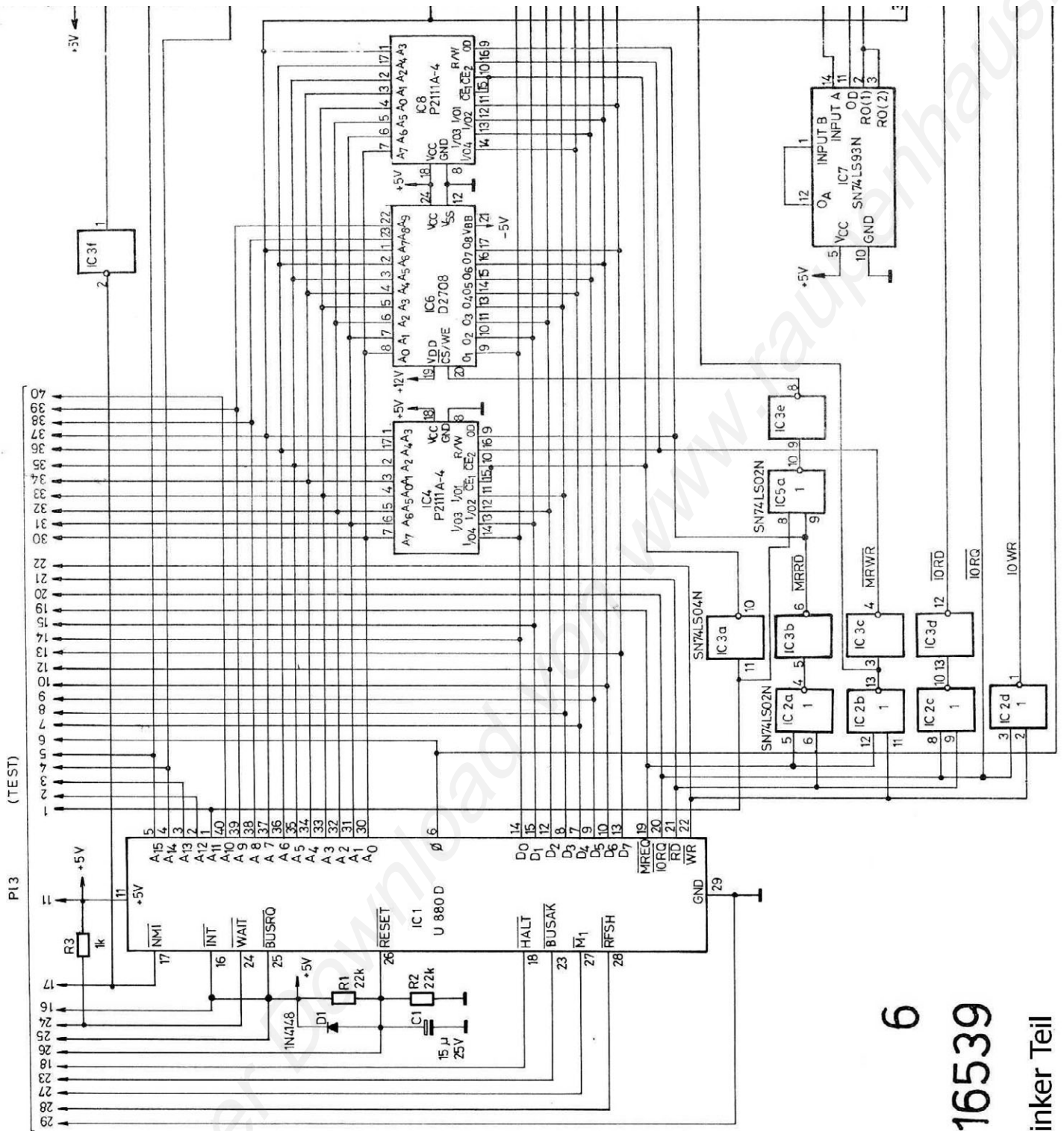


6

16539

rechter Teil



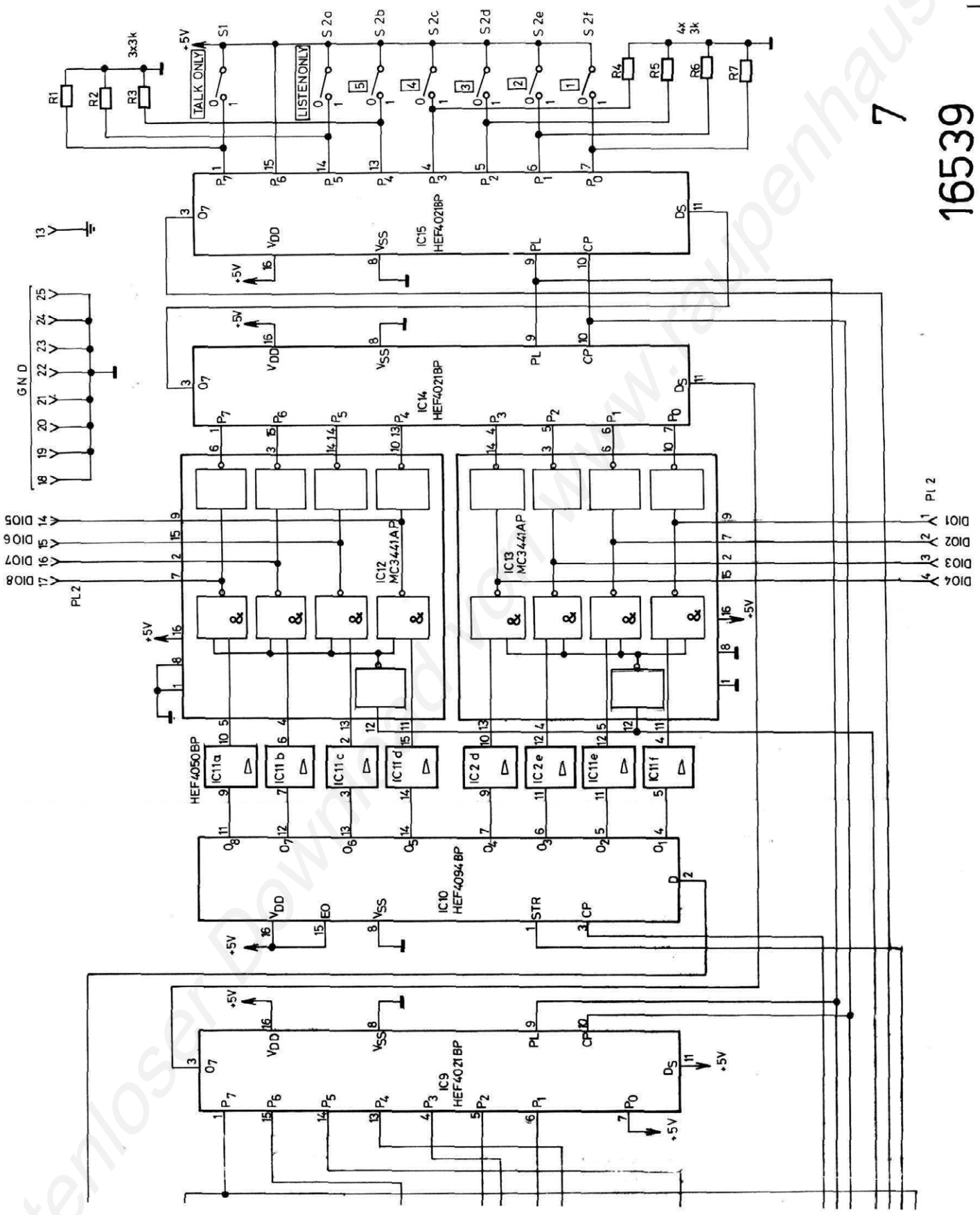


PROCESSOR BOARD

6

16539

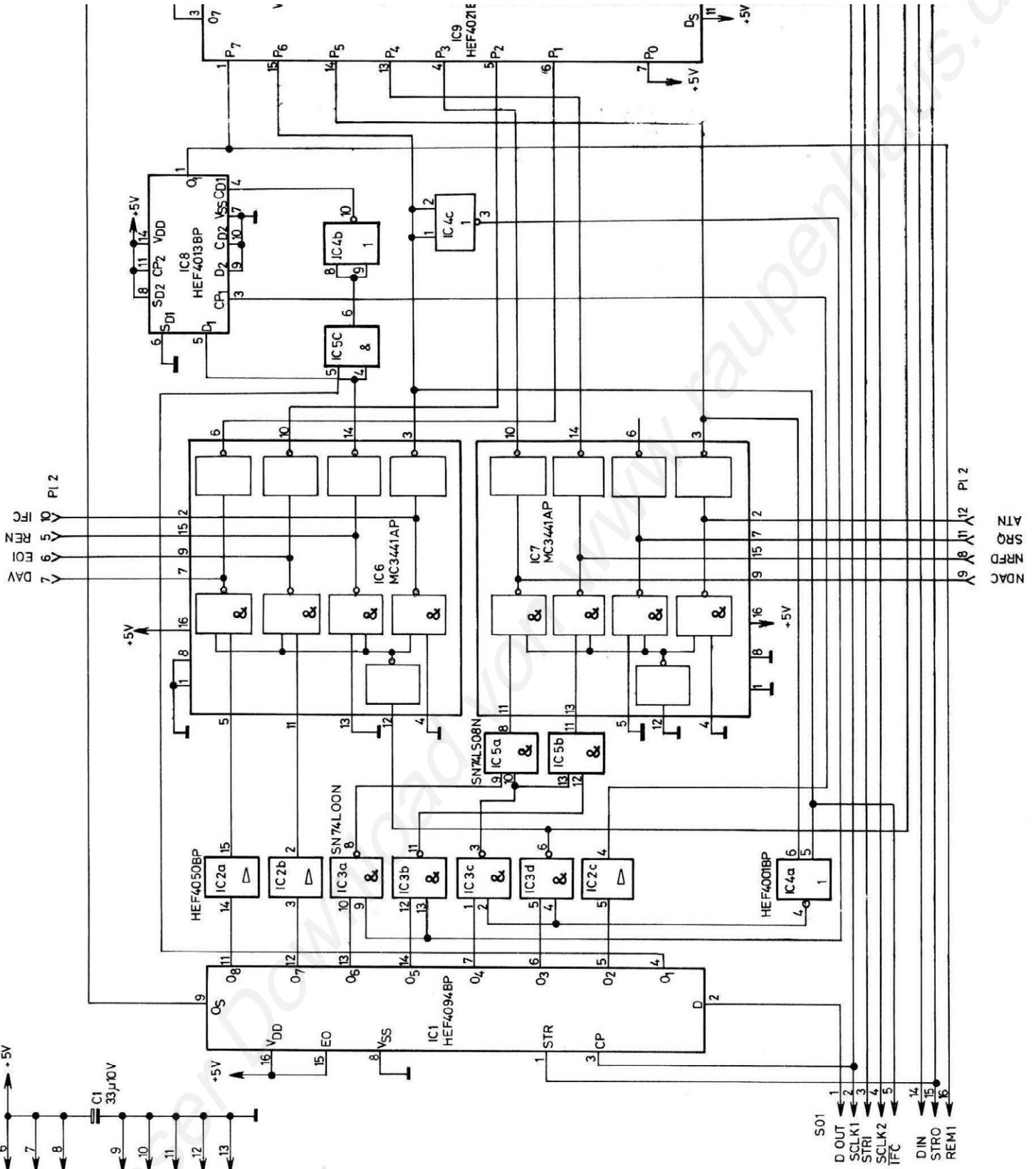
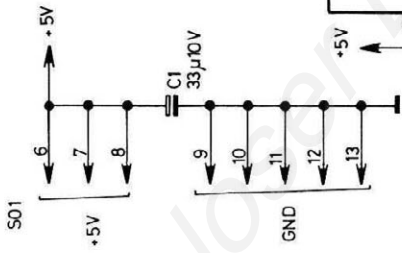
linker Teil



7

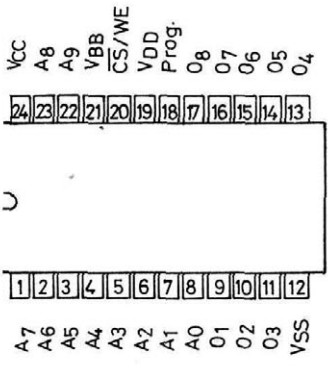
16539
rechter Teil

Kostenlos heruntergeladen von www.komponentenhaus.de

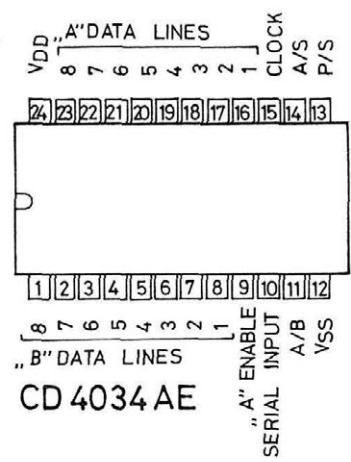


7
16539
linker Teil

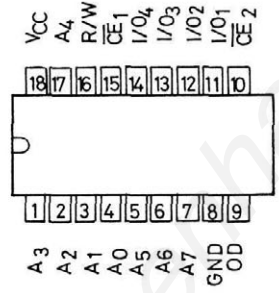
INTERFACE BOARD



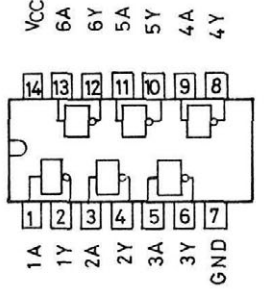
D2708



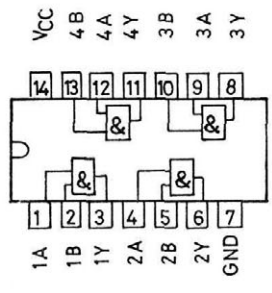
CD 4034 AE



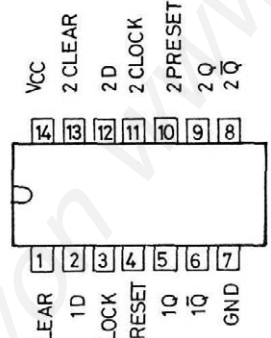
P2111 A-4



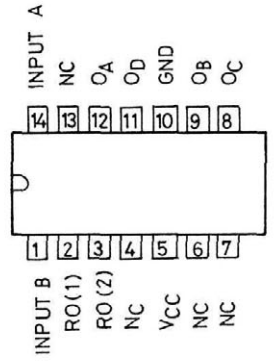
SN7404N
SN74LS04N



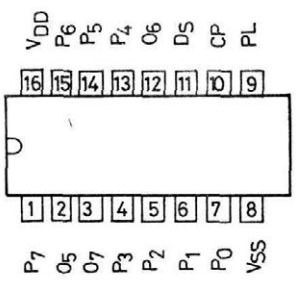
SN74LS08N



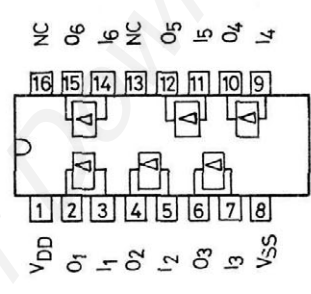
SN74LS74N



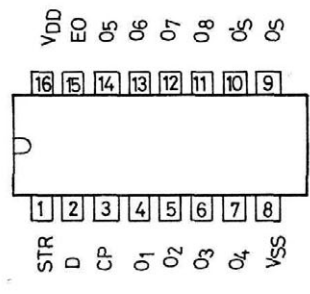
SN74LS93N



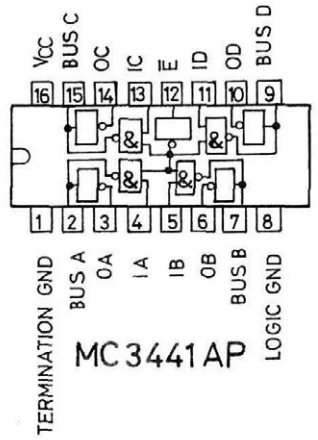
HEF4021BP



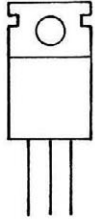
HEF4050BP



HEF4094 BP

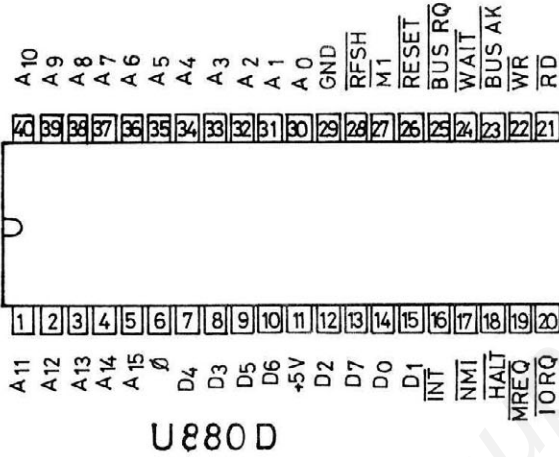


MC3441 AP




INPUT (1)
COMMON (3)
OUTPUT (2)

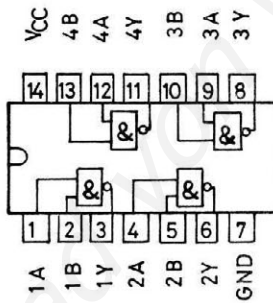
μA 7805UC



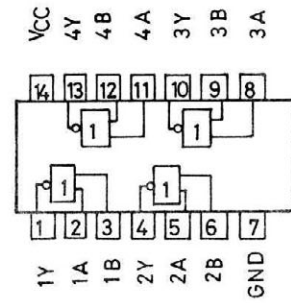
U880 D



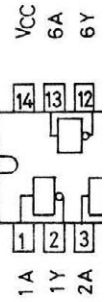
D2



SN74 L00N

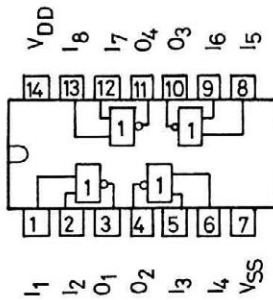


SN74 LS02N

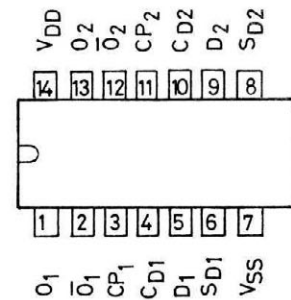


SN7404
SN74 LS


IC PIN
CONFIGURATIONS



HEF4001BP



HEF4013BP



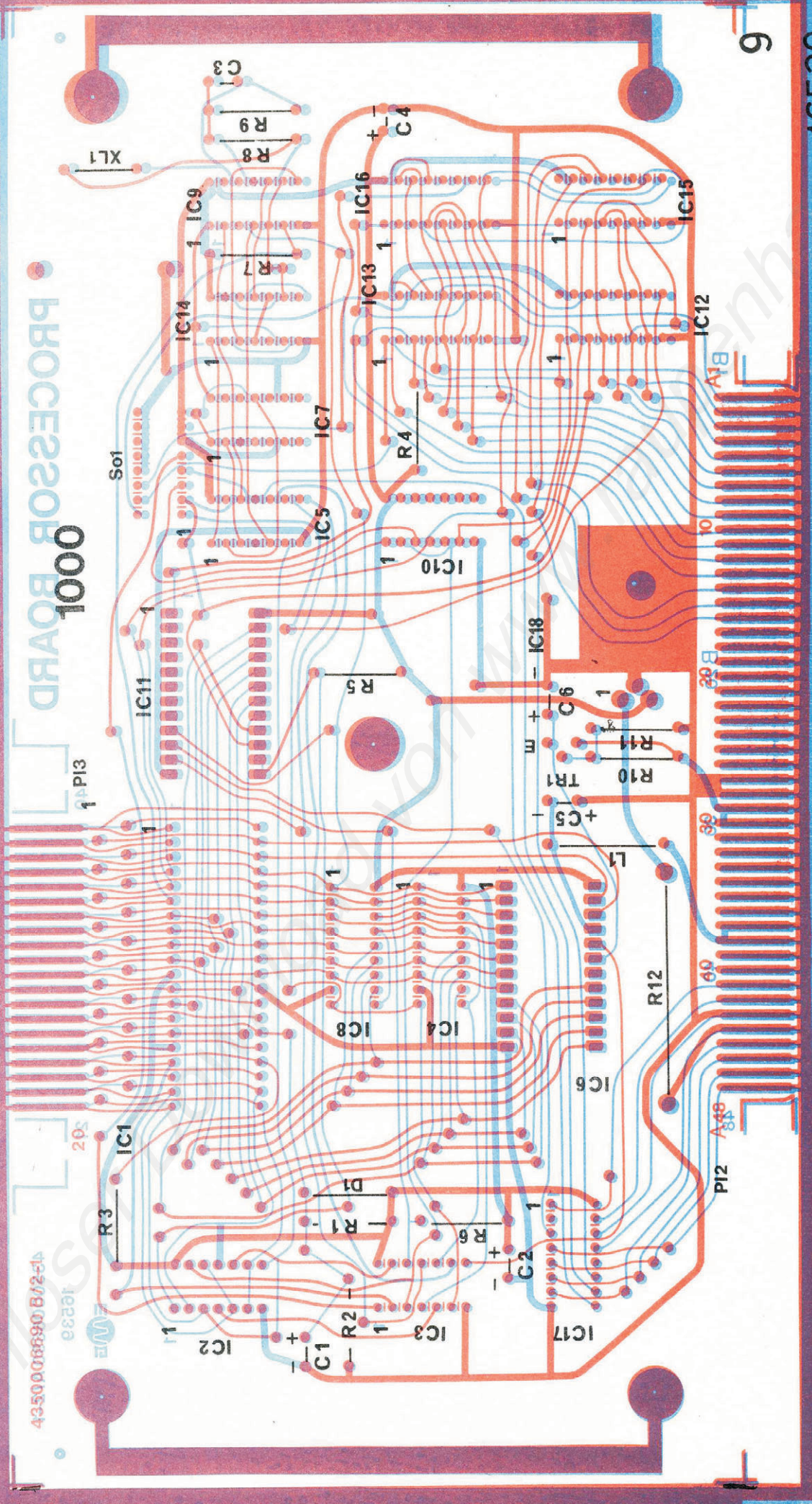
HEF40:

8

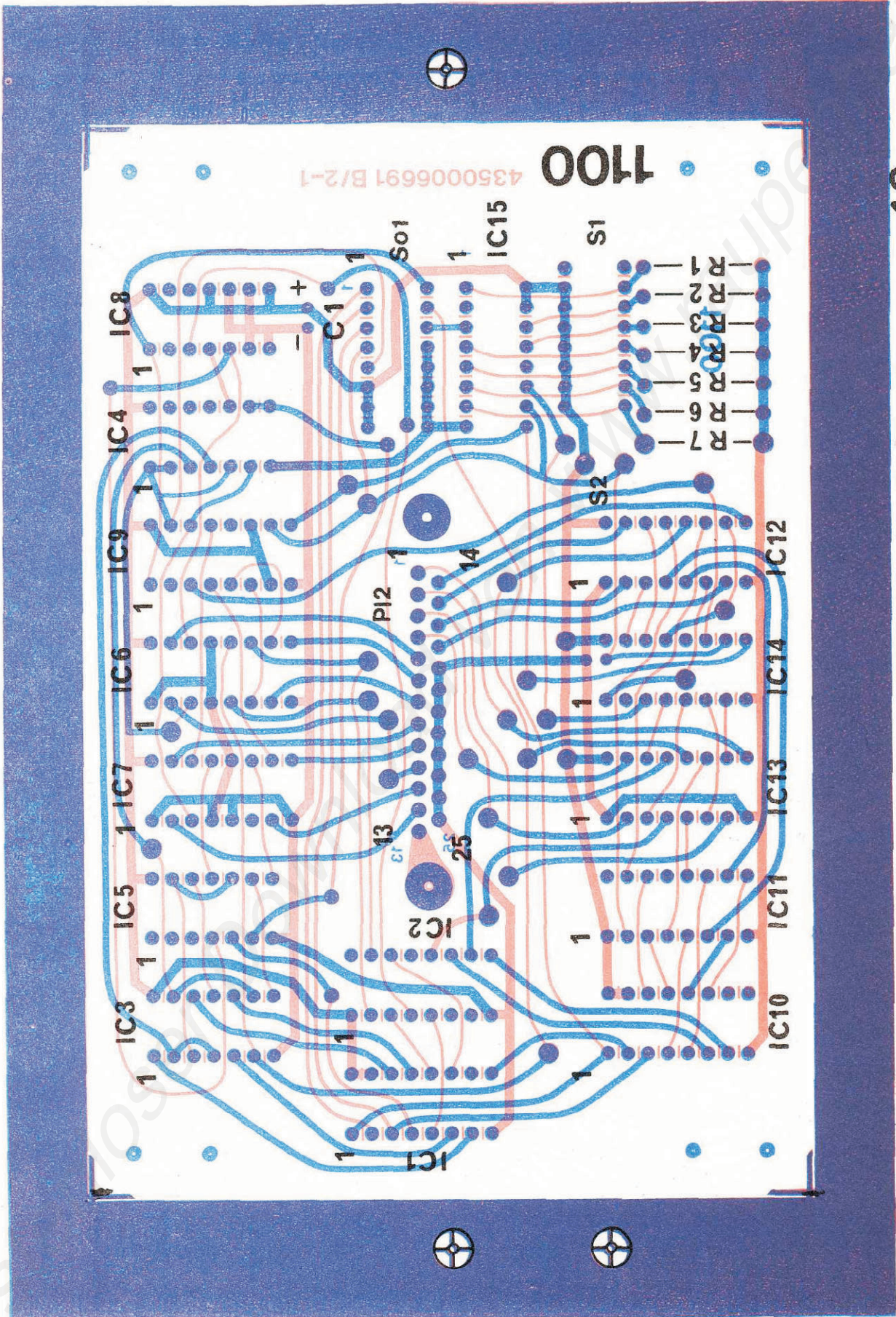
16539

linker Teil

PROCESSOR BOARD 1000



43-500016690 B/2-1A



10

16539